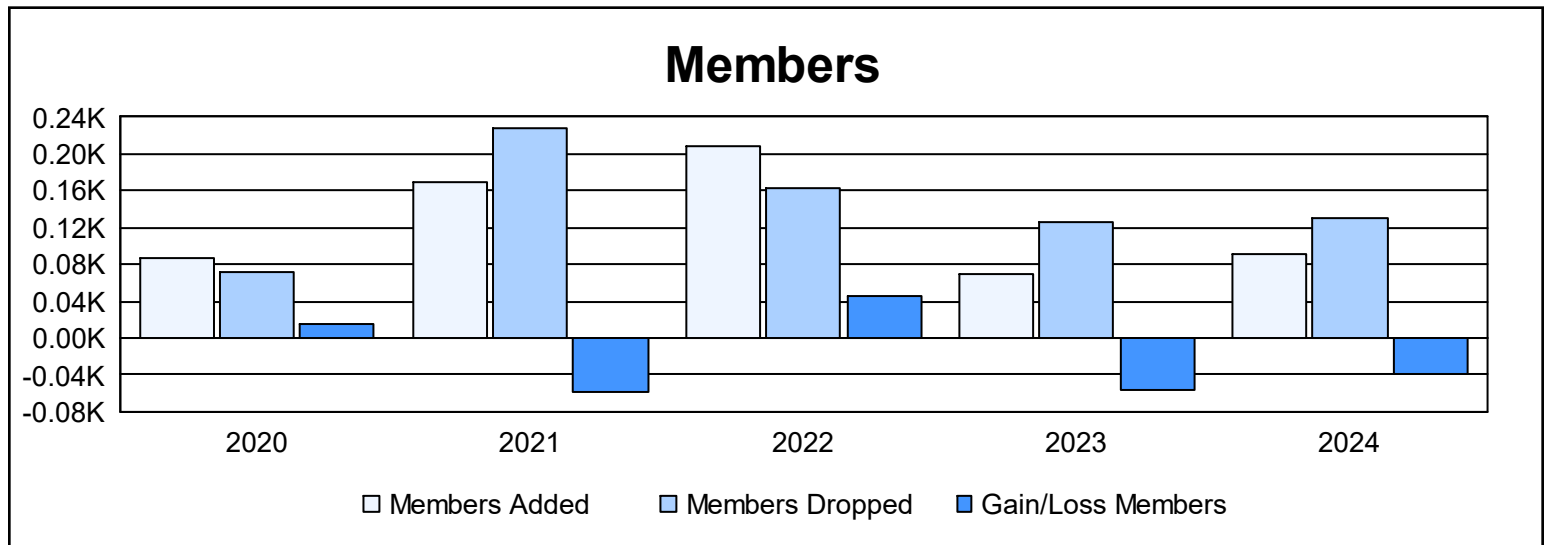
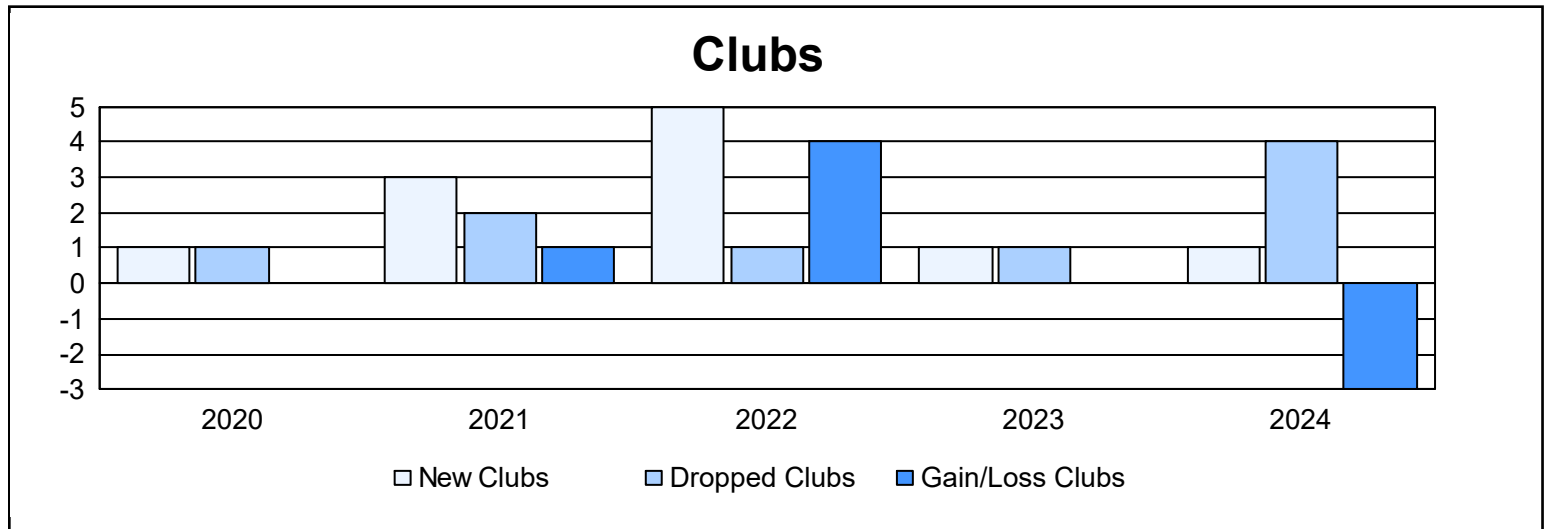
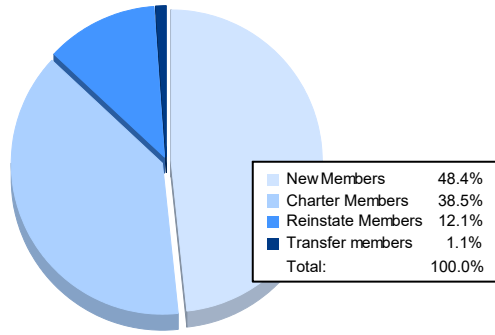


Year	New Clubs	Dropped Clubs	Gain/ Loss Clubs	New Members	Charter Members	Reinstate Members	Transfer Members	Total Member Added	Total Members Dropped	Gain/ Loss Members
2019-2020	1	1	0	59	22	4	2	87	72	15
2020-2021	3	2	1	44	87	34	5	170	228	-58
2021-2022	5	1	4	45	128	32	4	209	163	46
2022-2023	1	1	0	33	33	2	1	69	126	-57
2023-2024	1	4	-3	44	35	11	1	91	131	-40
<b>Average</b>	<b>2</b>	<b>2</b>	<b>0</b>	<b>45</b>	<b>61</b>	<b>17</b>	<b>3</b>	<b>125</b>	<b>144</b>	<b>-19</b>



### Membership Composition June 2024 Cumulative



### Gender Composition June 2024 Cumulative

