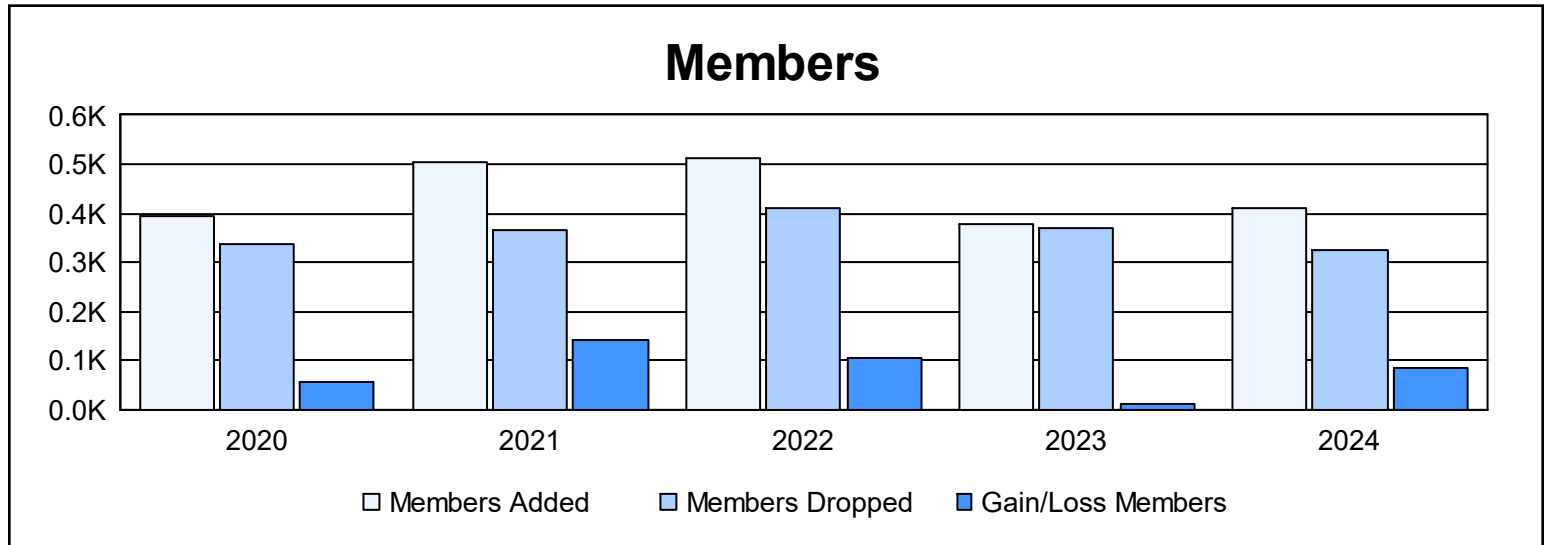
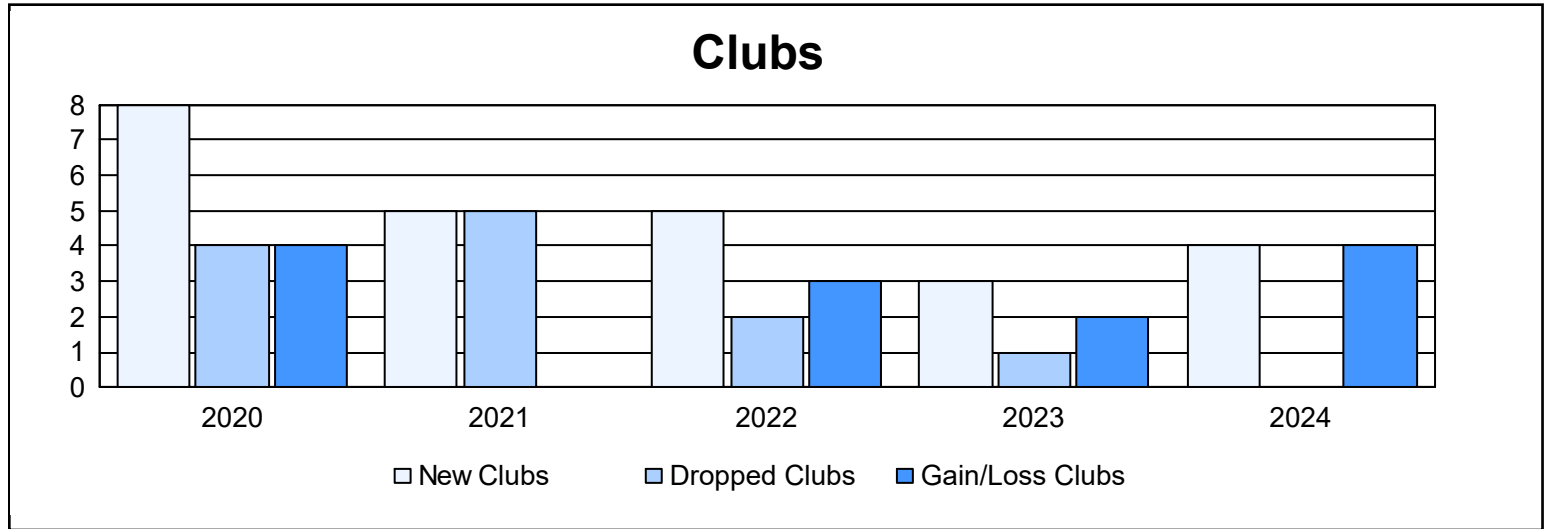
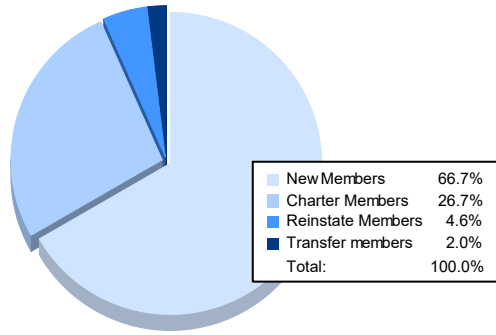


Year	New Clubs	Dropped Clubs	Gain/ Loss Clubs	New Members	Charter Members	Reinstate Members	Transfer Members	Total Member Added	Total Members Dropped	Gain/ Loss Members
2019-2020	8	4	4	184	189	13	8	394	337	57
2020-2021	5	5	0	342	139	17	8	506	365	141
2021-2022	5	2	3	310	137	58	8	513	409	104
2022-2023	3	1	2	266	90	18	4	378	368	10
2023-2024	4	0	4	273	109	19	8	409	325	84
<b>Average</b>	<b>5</b>	<b>2</b>	<b>3</b>	<b>275</b>	<b>133</b>	<b>25</b>	<b>7</b>	<b>440</b>	<b>361</b>	<b>79</b>



### Membership Composition June 2024 Cumulative



### Gender Composition June 2024 Cumulative

