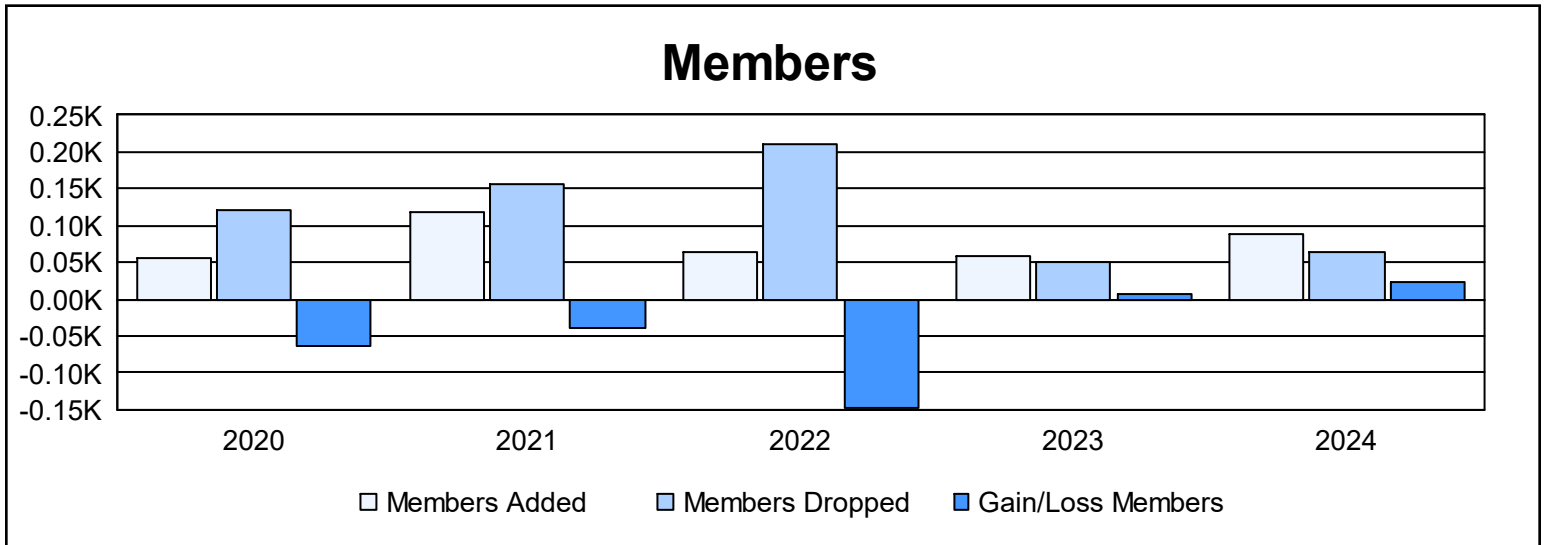
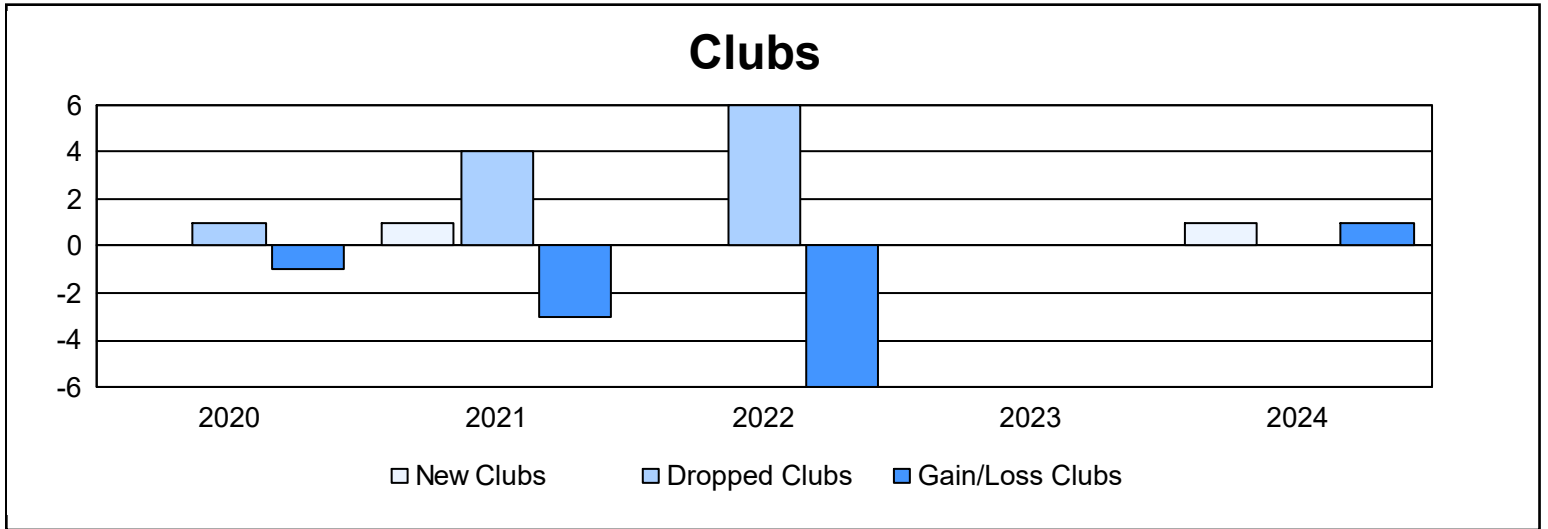
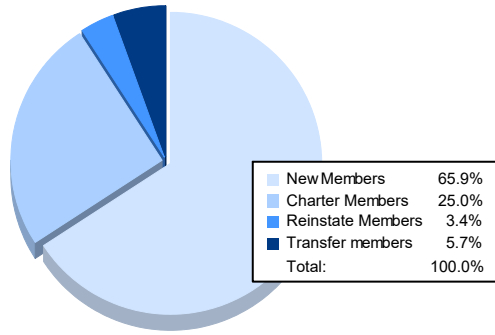


Year	New Clubs	Dropped Clubs	Gain/ Loss Clubs	New Members	Charter Members	Reinstate Members	Transfer Members	Total Member Added	Total Members Dropped	Gain/ Loss Members
2019-2020	0	1	-1	33	3	19	2	57	120	-63
2020-2021	1	4	-3	85	25	1	6	117	155	-38
2021-2022	0	6	-6	46	2	14	1	63	211	-148
2022-2023	0	0	0	58	0	0	0	58	51	7
2023-2024	1	0	1	58	22	3	5	88	65	23
<b>Average</b>	<b>0</b>	<b>2</b>	<b>-2</b>	<b>56</b>	<b>10</b>	<b>7</b>	<b>3</b>	<b>77</b>	<b>120</b>	<b>-44</b>



### Membership Composition June 2024 Cumulative



### Gender Composition June 2024 Cumulative

