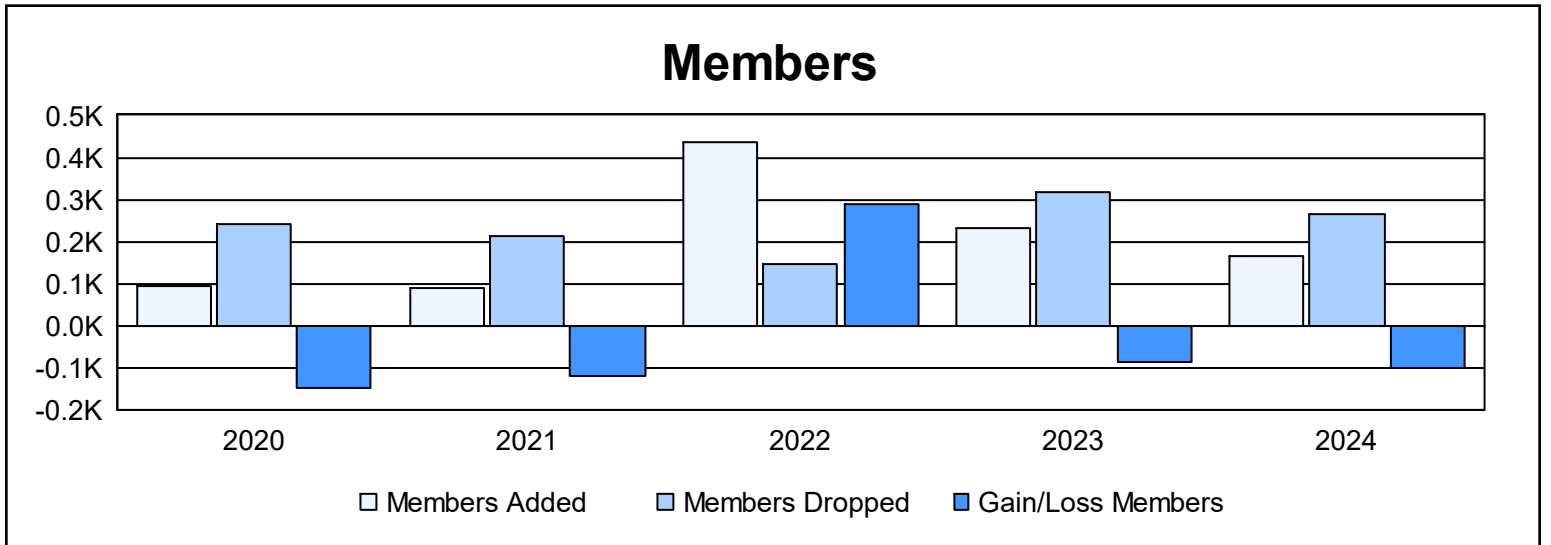
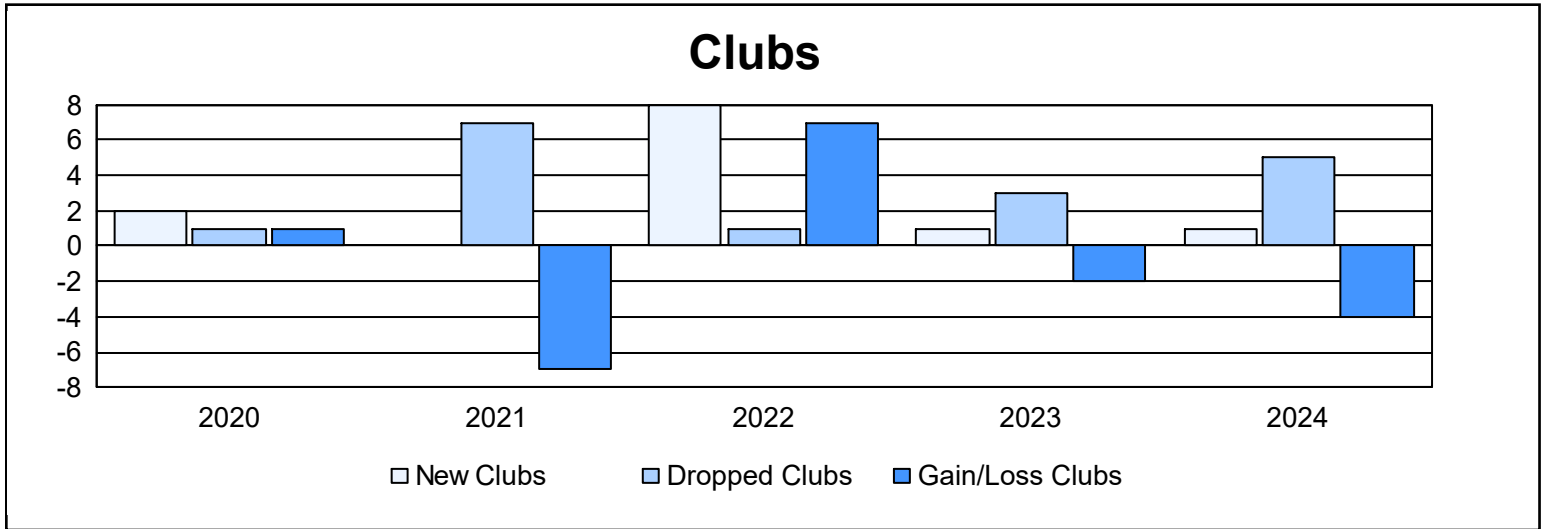
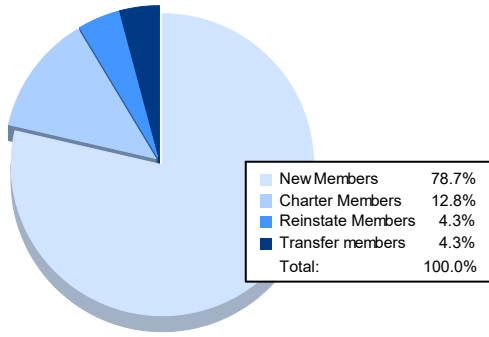


Year	New Clubs	Dropped Clubs	Gain/ Loss Clubs	New Members	Charter Members	Reinstate Members	Transfer Members	Total Member Added	Total Members Dropped	Gain/ Loss Members
2019-2020	2	1	1	26	57	13	0	96	243	-147
2020-2021	0	7	-7	76	1	10	4	91	213	-122
2021-2022	8	1	7	215	213	2	4	434	144	290
2022-2023	1	3	-2	163	49	1	18	231	316	-85
2023-2024	1	5	-4	129	21	7	7	164	267	-103
<b>Average</b>	<b>2</b>	<b>3</b>	<b>-1</b>	<b>122</b>	<b>68</b>	<b>7</b>	<b>7</b>	<b>203</b>	<b>237</b>	<b>-33</b>



### Membership Composition June 2024 Cumulative



### Gender Composition June 2024 Cumulative

