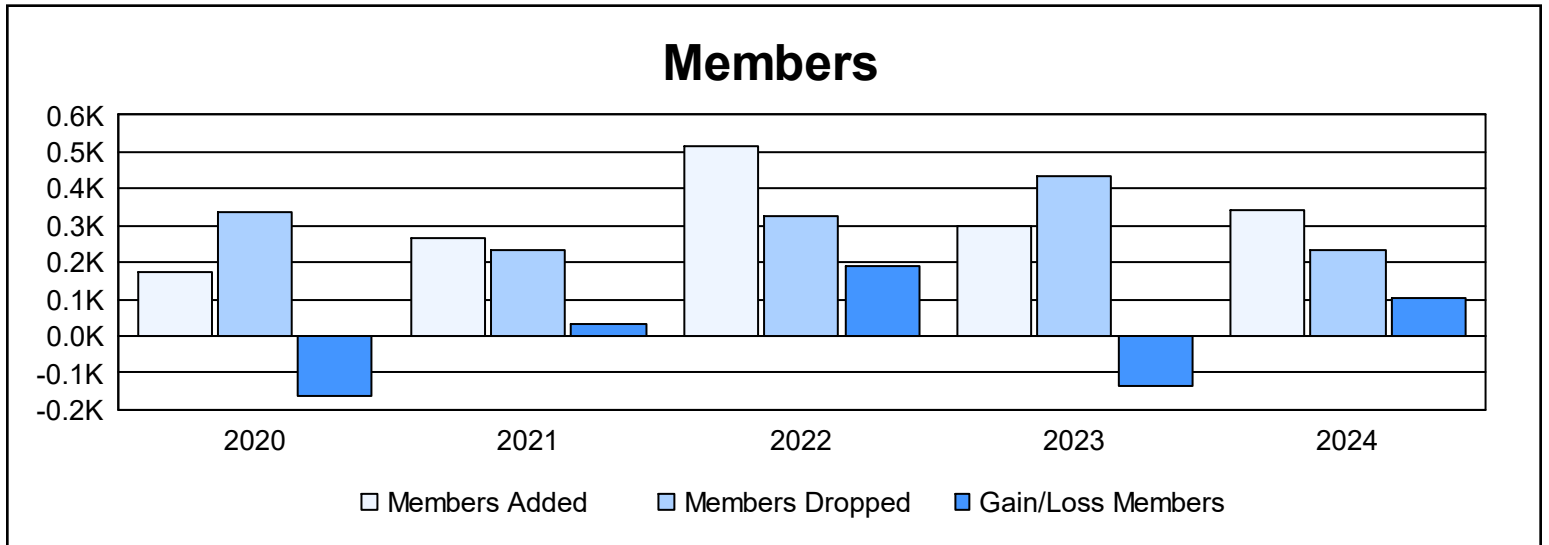
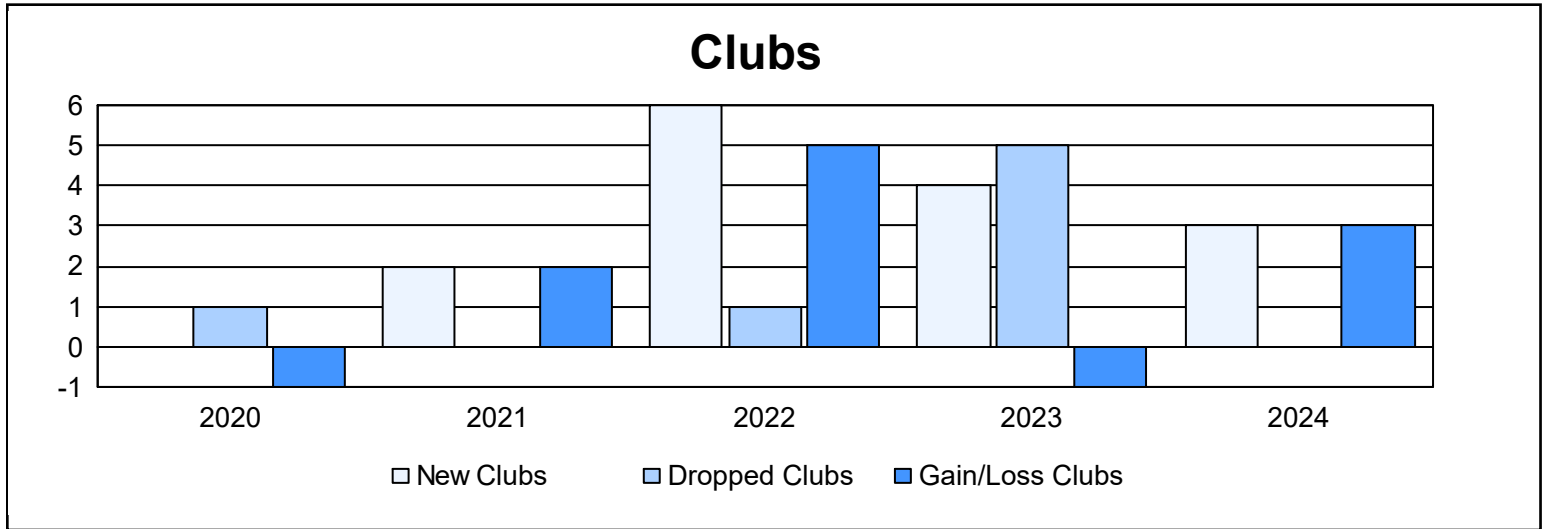
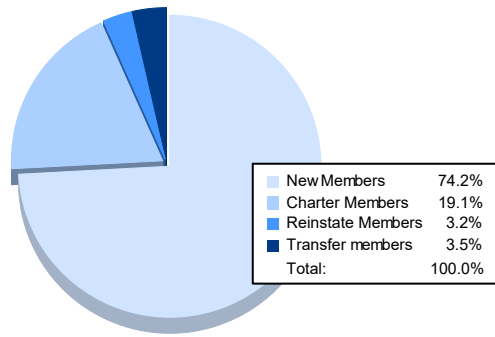


Year	New Clubs	Dropped Clubs	Gain/ Loss Clubs	New Members	Charter Members	Reinstate Members	Transfer Members	Total Member Added	Total Members Dropped	Gain/ Loss Members
2019-2020	0	1	-1	134	5	21	11	171	336	-165
2020-2021	2	0	2	190	56	9	11	266	236	30
2021-2022	6	1	5	221	212	71	13	517	328	189
2022-2023	4	5	-1	171	104	10	11	296	434	-138
2023-2024	3	0	3	253	65	11	12	341	236	105
<b>Average</b>	<b>3</b>	<b>1</b>	<b>2</b>	<b>194</b>	<b>88</b>	<b>24</b>	<b>12</b>	<b>318</b>	<b>314</b>	<b>4</b>



### Membership Composition June 2024 Cumulative



### Gender Composition June 2024 Cumulative

