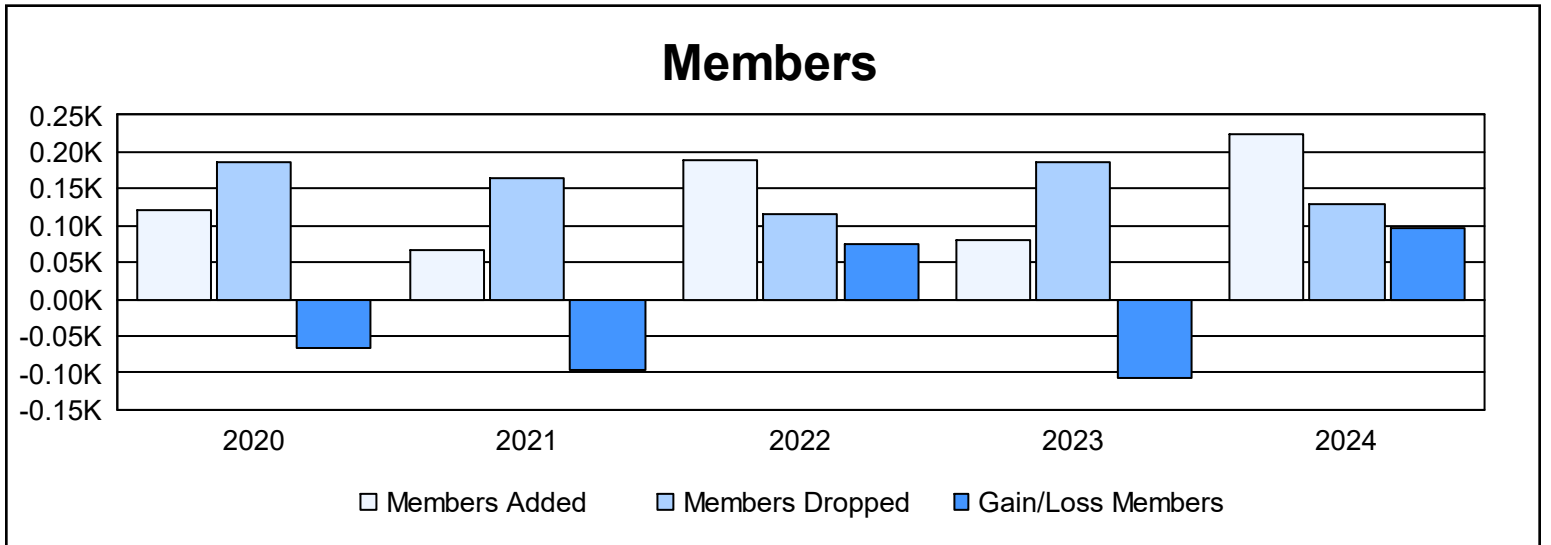
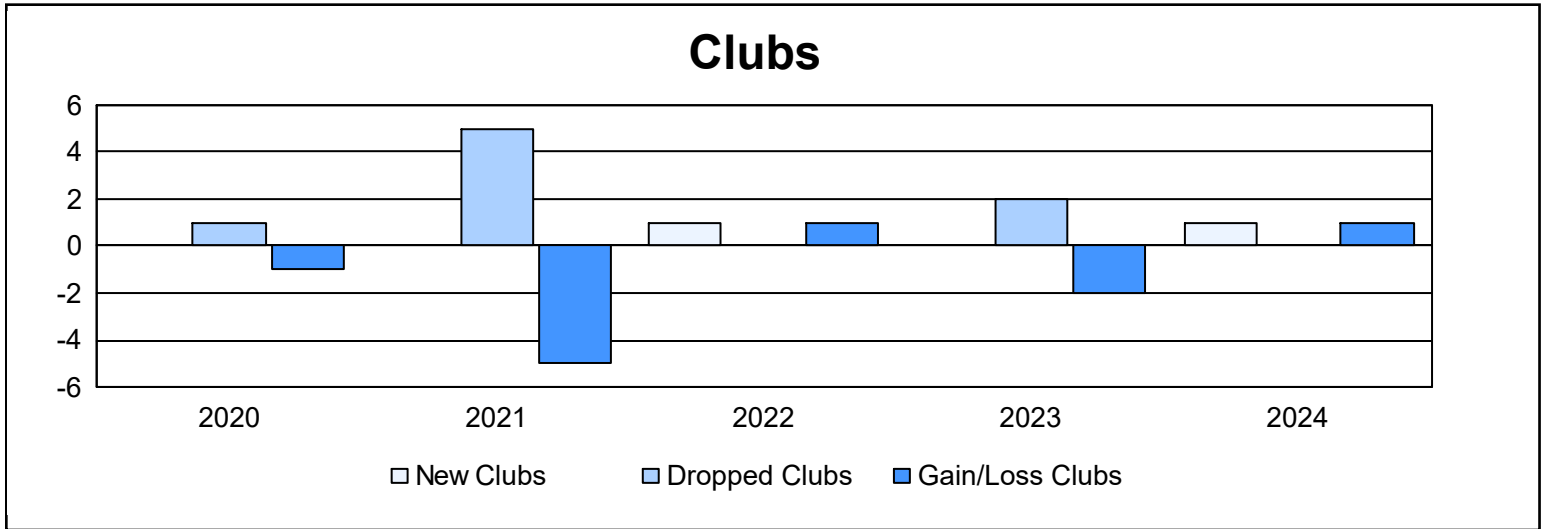
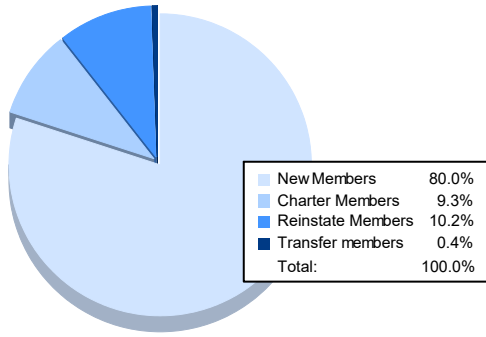


Year	New Clubs	Dropped Clubs	Gain/ Loss Clubs	New Members	Charter Members	Reinstate Members	Transfer Members	Total Member Added	Total Members Dropped	Gain/ Loss Members
2019-2020	0	1	-1	97	7	1	15	120	185	-65
2020-2021	0	5	-5	61	4	3	0	68	164	-96
2021-2022	1	0	1	151	22	13	3	189	115	74
2022-2023	0	2	-2	60	2	8	9	79	186	-107
2023-2024	1	0	1	180	21	23	1	225	128	97
<b>Average</b>	<b>0</b>	<b>2</b>	<b>-1</b>	<b>110</b>	<b>11</b>	<b>10</b>	<b>6</b>	<b>136</b>	<b>156</b>	<b>-19</b>



### Membership Composition June 2024 Cumulative



### Gender Composition June 2024 Cumulative

