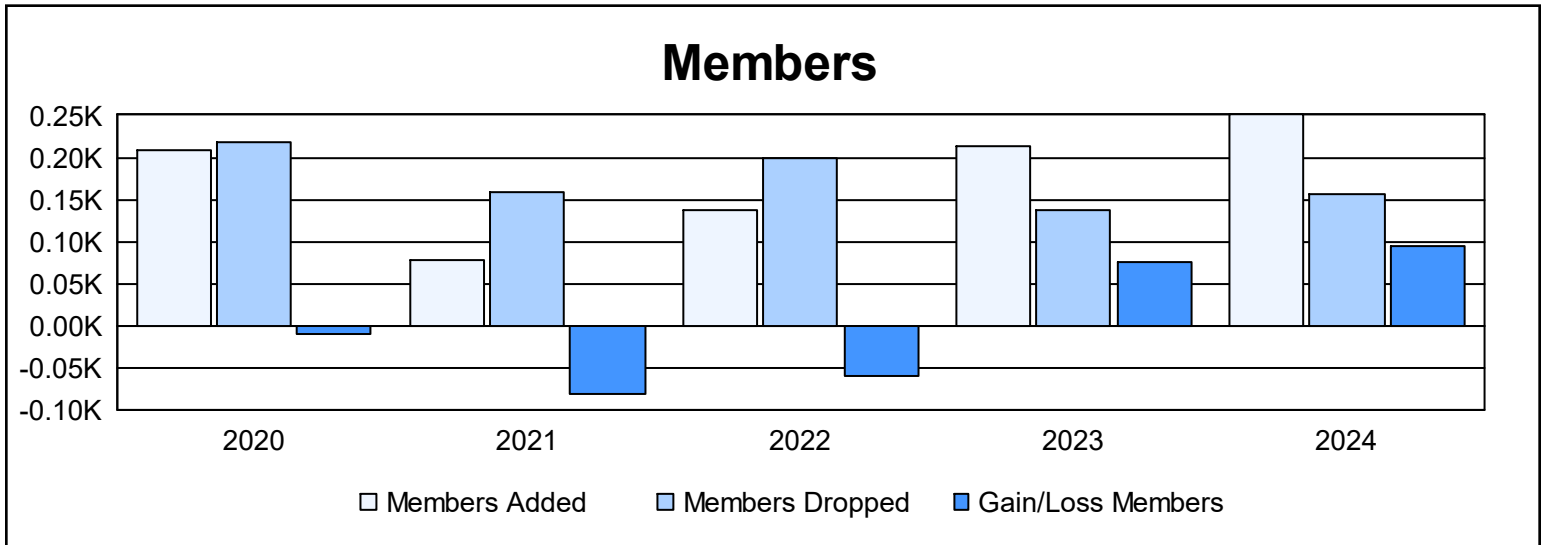
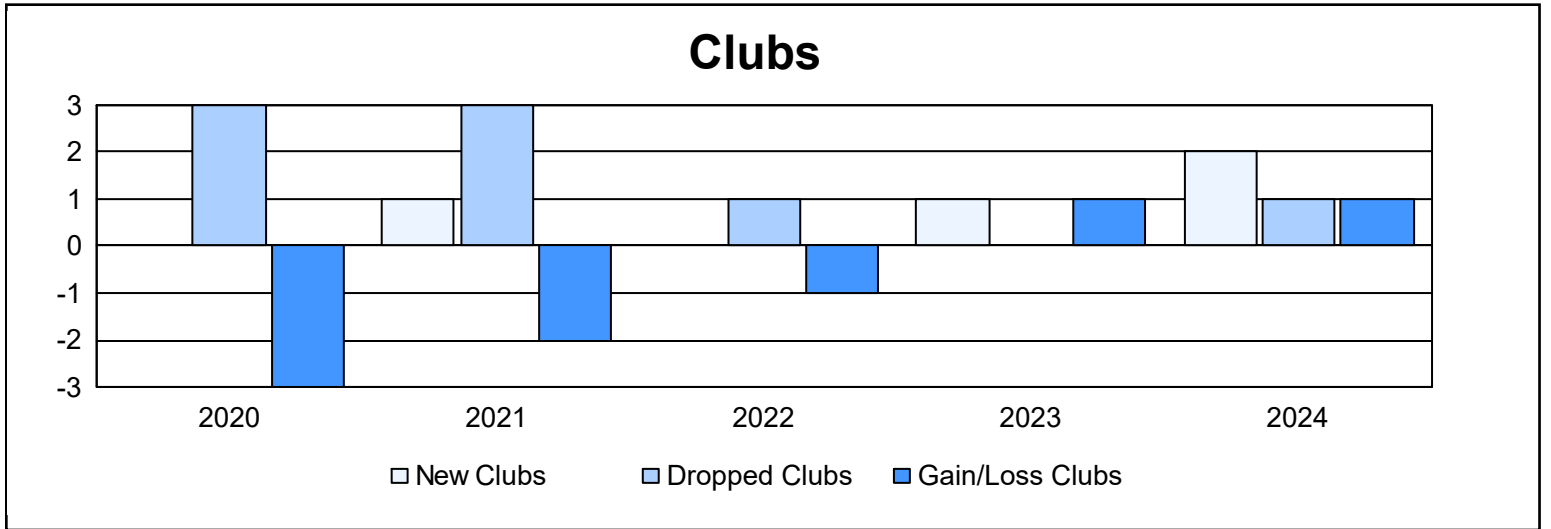
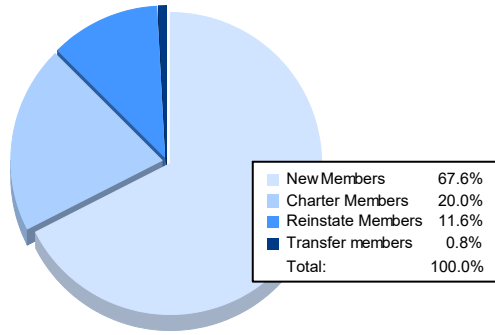


Year	New Clubs	Dropped Clubs	Gain/ Loss Clubs	New Members	Charter Members	Reinstate Members	Transfer Members	Total Member Added	Total Members Dropped	Gain/ Loss Members
2019-2020	0	3	-3	189	1	3	16	209	218	-9
2020-2021	1	3	-2	44	32	1	0	77	158	-81
2021-2022	0	1	-1	102	1	27	8	138	199	-61
2022-2023	1	0	1	171	34	3	4	212	136	76
2023-2024	2	1	1	169	50	29	2	250	155	95
<b>Average</b>	<b>1</b>	<b>2</b>	<b>-1</b>	<b>135</b>	<b>24</b>	<b>13</b>	<b>6</b>	<b>177</b>	<b>173</b>	<b>4</b>



### Membership Composition June 2024 Cumulative



### Gender Composition June 2024 Cumulative

