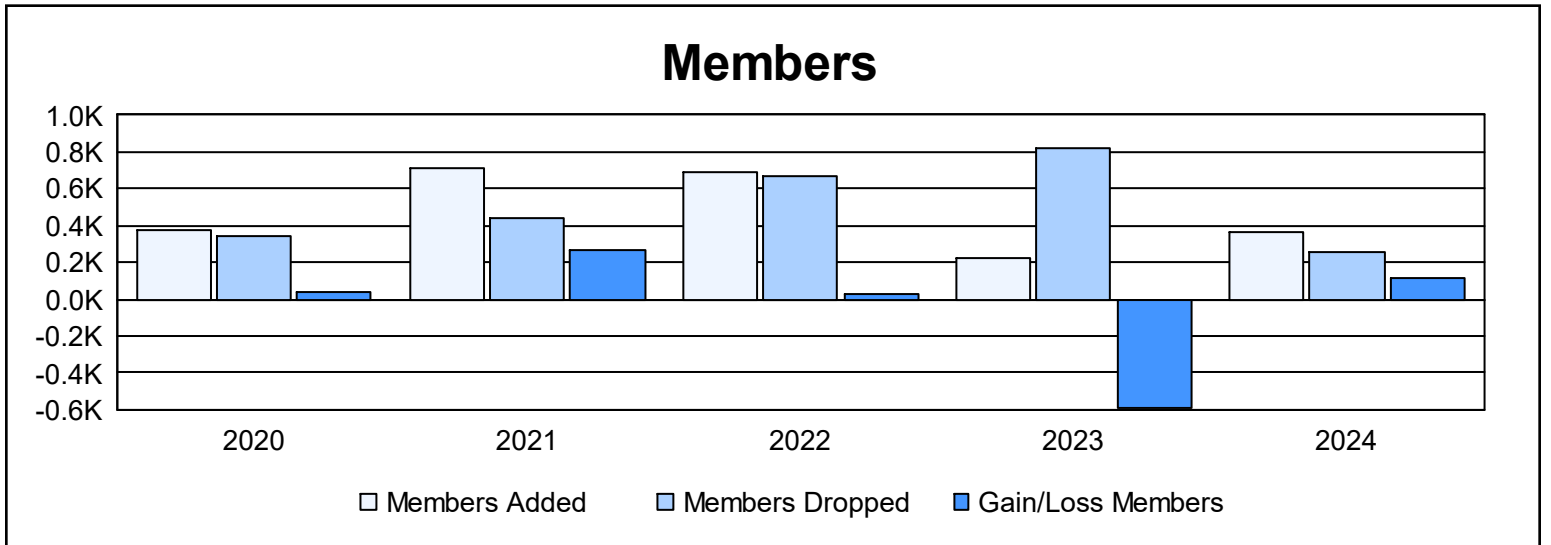
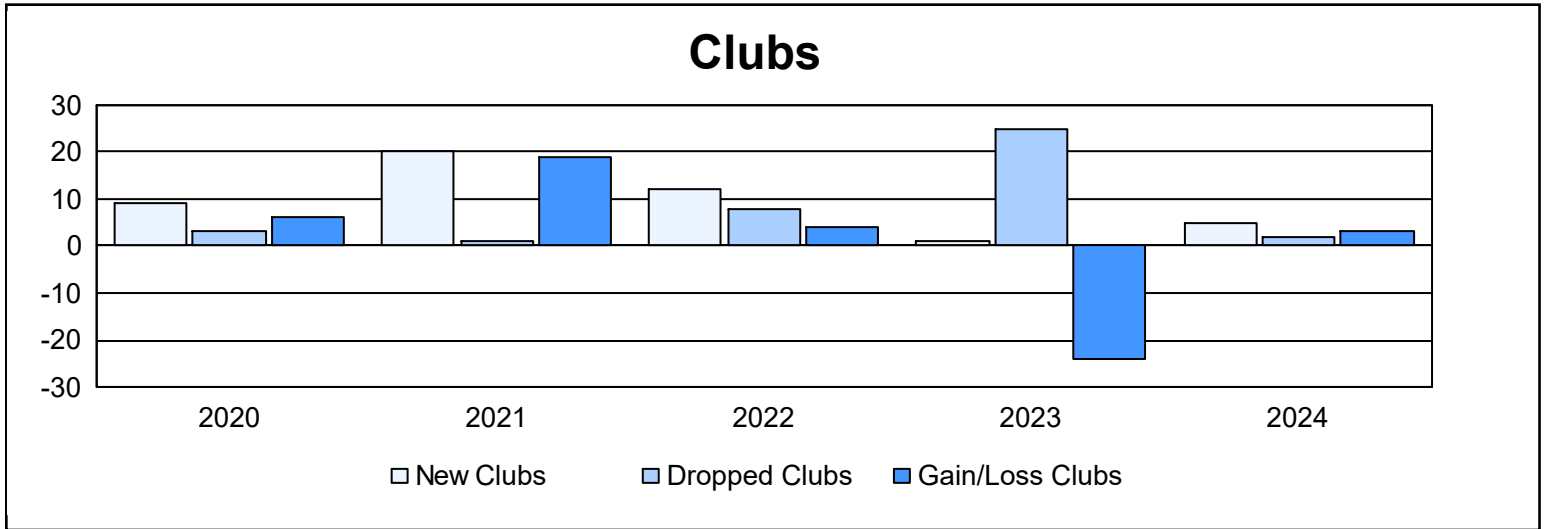
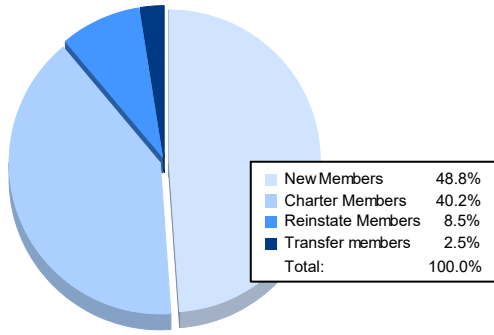


Year	New Clubs	Dropped Clubs	Gain/ Loss Clubs	New Members	Charter Members	Reinstate Members	Transfer Members	Total Member Added	Total Members Dropped	Gain/ Loss Members
2019-2020	9	3	6	146	197	28	3	374	338	36
2020-2021	20	1	19	283	394	32	0	709	437	272
2021-2022	12	8	4	324	330	30	9	693	663	30
2022-2023	1	25	-24	89	85	38	9	221	816	-595
2023-2024	5	2	3	177	146	31	9	363	251	112
<b>Average</b>	<b>9</b>	<b>8</b>	<b>2</b>	<b>204</b>	<b>230</b>	<b>32</b>	<b>6</b>	<b>472</b>	<b>501</b>	<b>-29</b>



### Membership Composition June 2024 Cumulative



### Gender Composition June 2024 Cumulative

