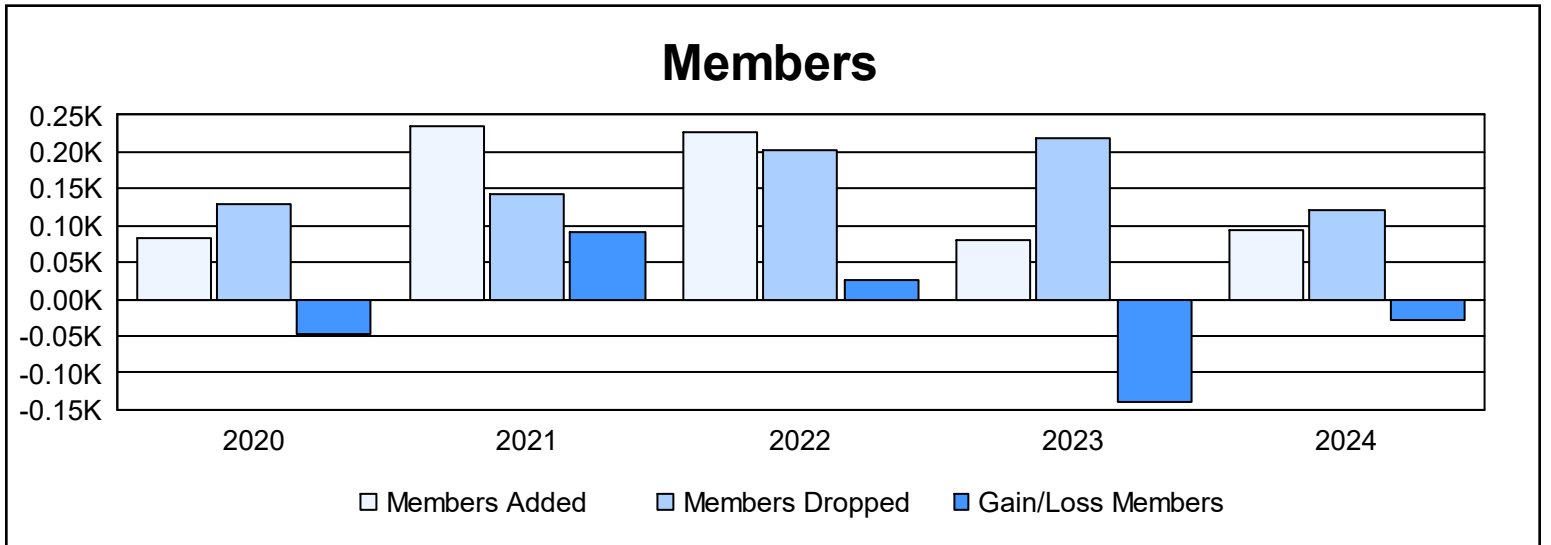
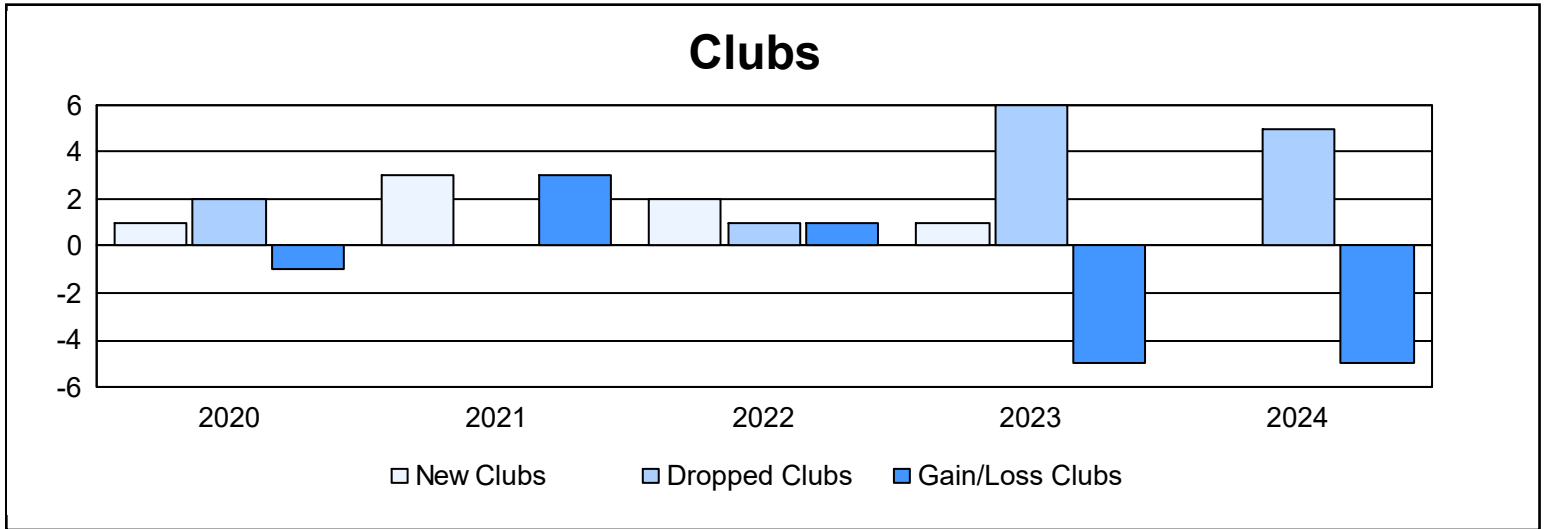
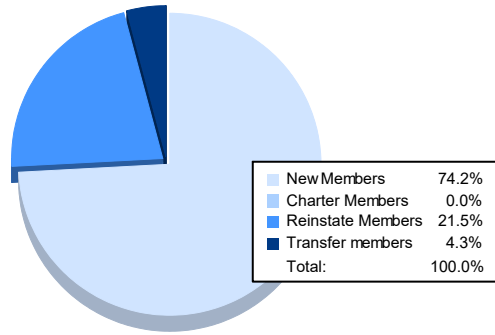


| Year | New Clubs | Dropped Clubs | Gain/ Loss Clubs | New Members | Charter Members | Reinstate Members | Transfer Members | Total Member Added | Total Members Dropped | Gain/ Loss Members |
|----------------|-----------|---------------|------------------|-------------|-----------------|-------------------|------------------|--------------------|-----------------------|--------------------|
| 2019-2020 | 1 | 2 | -1 | 55 | 20 | 4 | 4 | 83 | 129 | -46 |
| 2020-2021 | 3 | 0 | 3 | 129 | 63 | 43 | 0 | 235 | 144 | 91 |
| 2021-2022 | 2 | 1 | 1 | 147 | 53 | 22 | 5 | 227 | 202 | 25 |
| 2022-2023 | 1 | 6 | -5 | 49 | 25 | 1 | 5 | 80 | 219 | -139 |
| 2023-2024 | 0 | 5 | -5 | 69 | 0 | 20 | 4 | 93 | 121 | -28 |
| Average | 1 | 3 | -1 | 90 | 32 | 18 | 4 | 144 | 163 | -19 |



Membership Composition June 2024 Cumulative



Gender Composition June 2024 Cumulative

