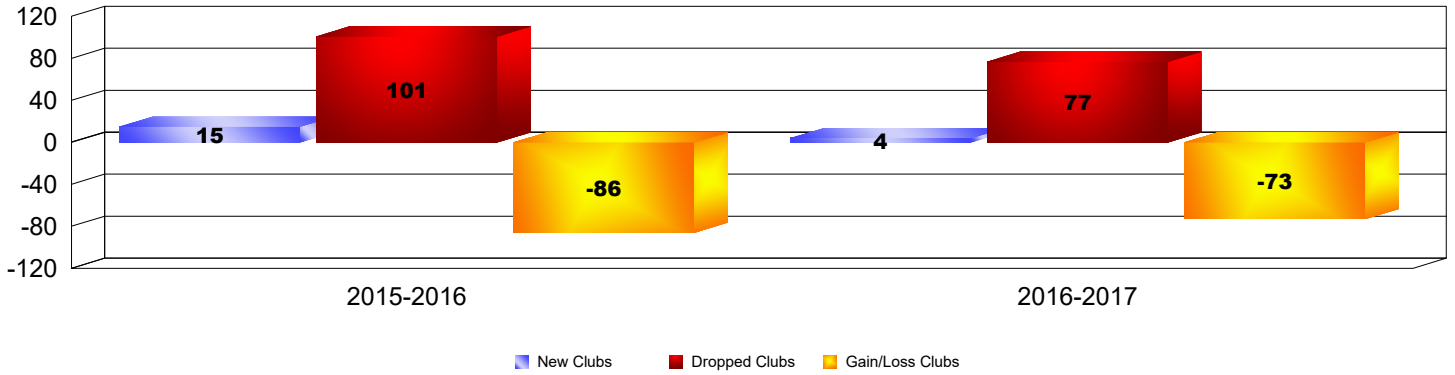


Multiple District 323

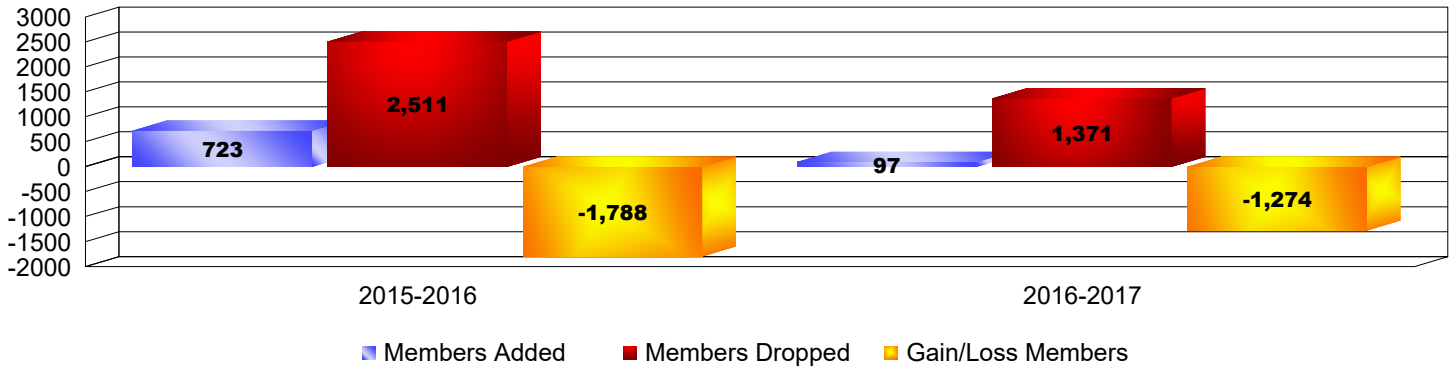
As of June 2020 Cumulative

Year	New Clubs	Dropped Clubs	Gain/ Loss Clubs	New Members	Charter Members	Reinstate Members	Transfer Members	Total Member Added	Total Members Dropped	Gain/ Loss Members
2015-2016	15	101	-86	129	472	119	3	723	2,511	-1,788
2016-2017	4	77	-73	10	87	0	0	97	1,371	-1,274
Average	10	89	-80	70	280	60	2	410	1,941	-1,531

Clubs



Members



Membership Composition

June 2020 Cumulative

Sum of usp_rptLCClubStatusMDFY5.CurrentNewRegularMember	0.0%
Sum of usp_rptLCClubStatusMDFY5.CurrentNewCharterMember	0.0%
Sum of usp_rptLCClubStatusMDFY5.CurrentReinstateMember	0.0%
Sum of usp_rptLCClubStatusMDFY5.CurrentTransferMember	0.0%
Total:	100.0%

Gender Comparison

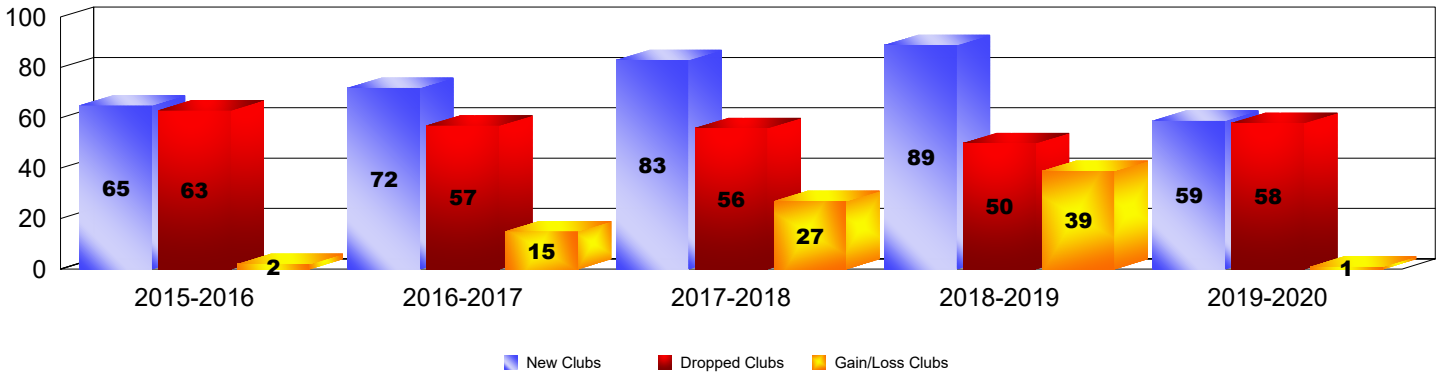
June 2020 Cumulative

Undistricted

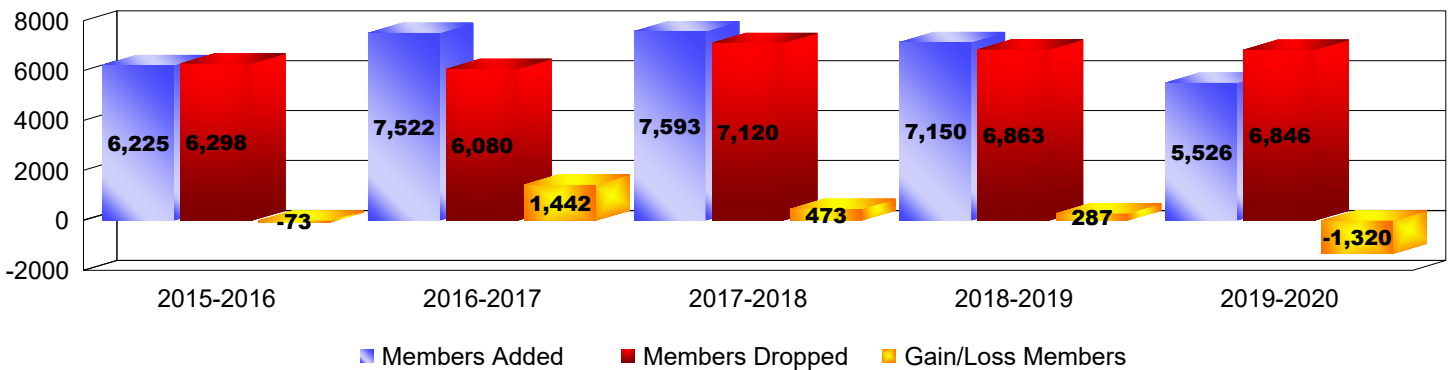
As of June 2020 Cumulative

Year	New Clubs	Dropped Clubs	Gain/ Loss Clubs	New Members	Charter Members	Reinstate Members	Transfer Members	Total Member Added	Total Members Dropped	Gain/ Loss Members
2015-2016	65	63	2	3,852	1,803	390	180	6,225	6,298	-73
2016-2017	72	57	15	5,089	1,981	285	167	7,522	6,080	1,442
2017-2018	83	56	27	4,730	2,434	246	183	7,593	7,120	473
2018-2019	89	50	39	4,020	2,615	344	171	7,150	6,863	287
2019-2020	59	58	1	3,163	1,839	356	168	5,526	6,846	-1,320
Average	74	57	17	4,171	2,134	324	174	6,803	6,641	162

Clubs

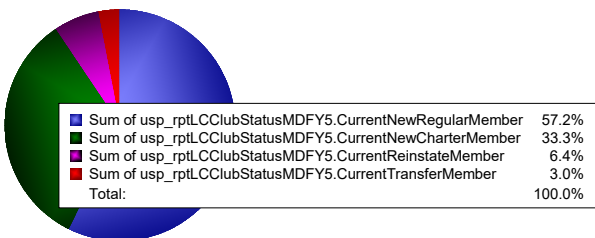


Members



Membership Composition

June 2020 Cumulative



Gender Comparison

June 2020 Cumulative

