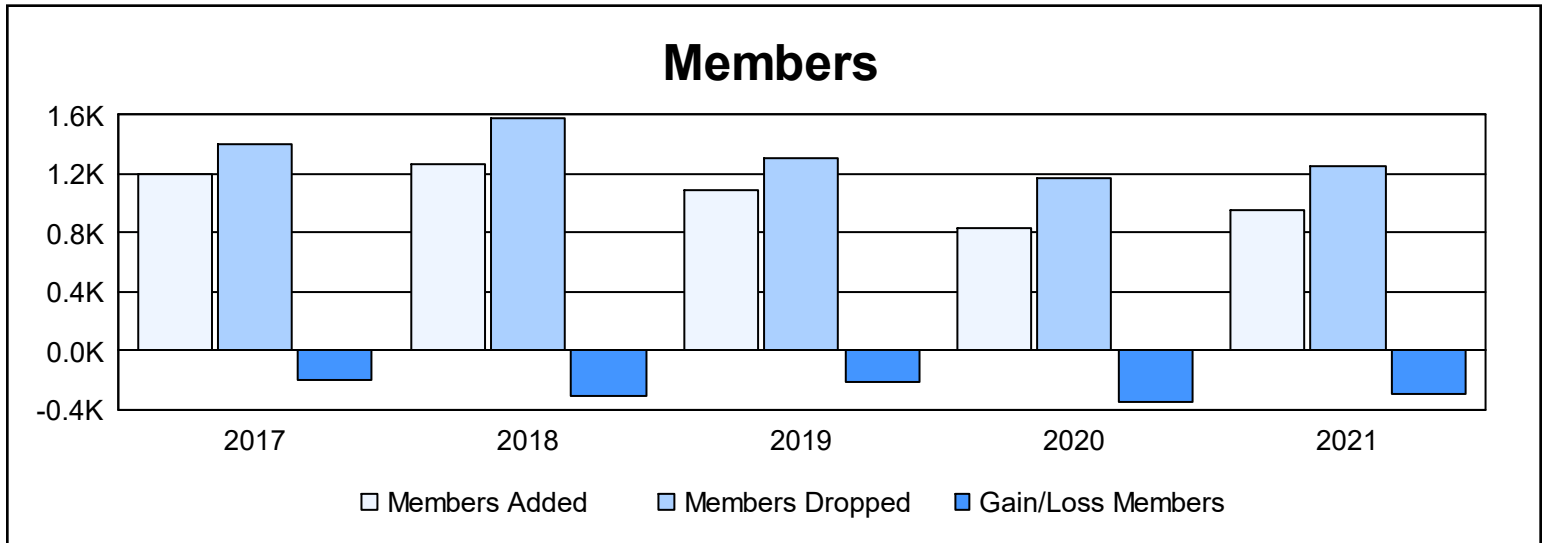
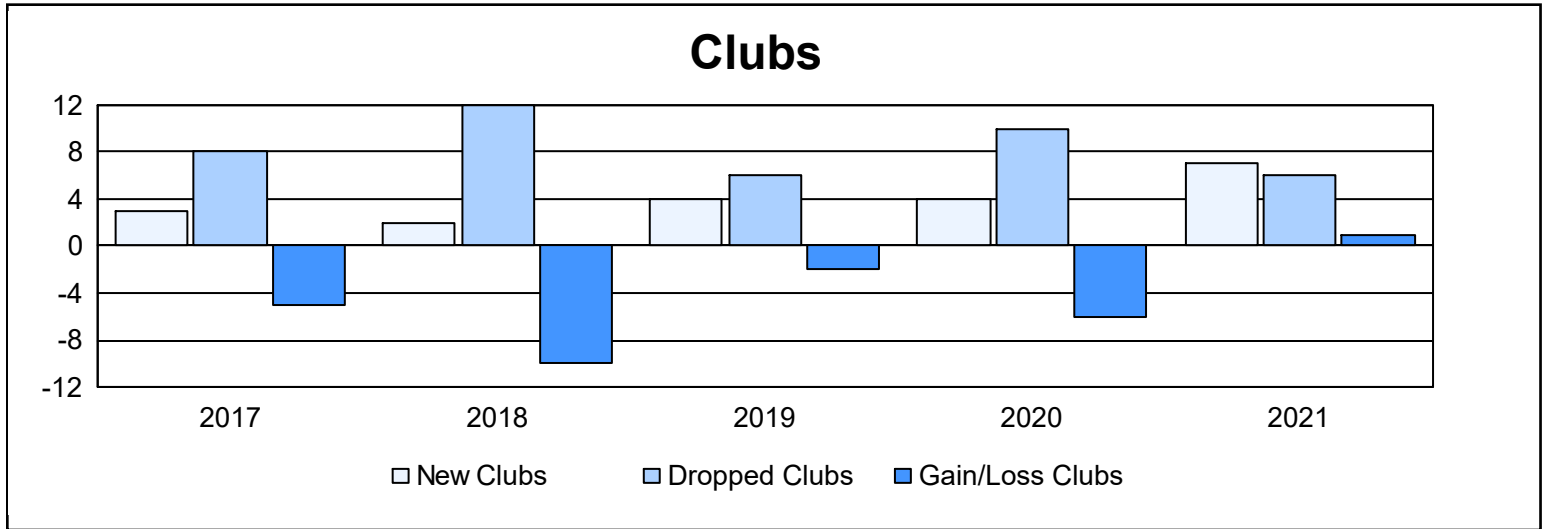
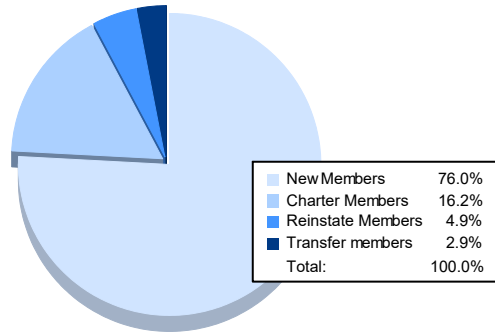


Year	New Clubs	Dropped Clubs	Gain/ Loss Clubs	New Members	Charter Members	Reinstate Members	Transfer Members	Total Member Added	Total Members Dropped	Gain/ Loss Members
2016-2017	3	8	-5	969	118	60	51	1,198	1,397	-199
2017-2018	2	12	-10	1,011	110	71	76	1,268	1,576	-308
2018-2019	4	6	-2	870	104	69	52	1,095	1,309	-214
2019-2020	4	10	-6	571	153	74	29	827	1,178	-351
2020-2021	7	6	1	727	155	47	28	957	1,255	-298
<b>Average</b>	<b>4</b>	<b>8</b>	<b>-4</b>	<b>830</b>	<b>128</b>	<b>64</b>	<b>47</b>	<b>1,069</b>	<b>1,343</b>	<b>-274</b>



### Membership Composition June 2021 Cumulative



### Gender Composition June 2021 Cumulative

