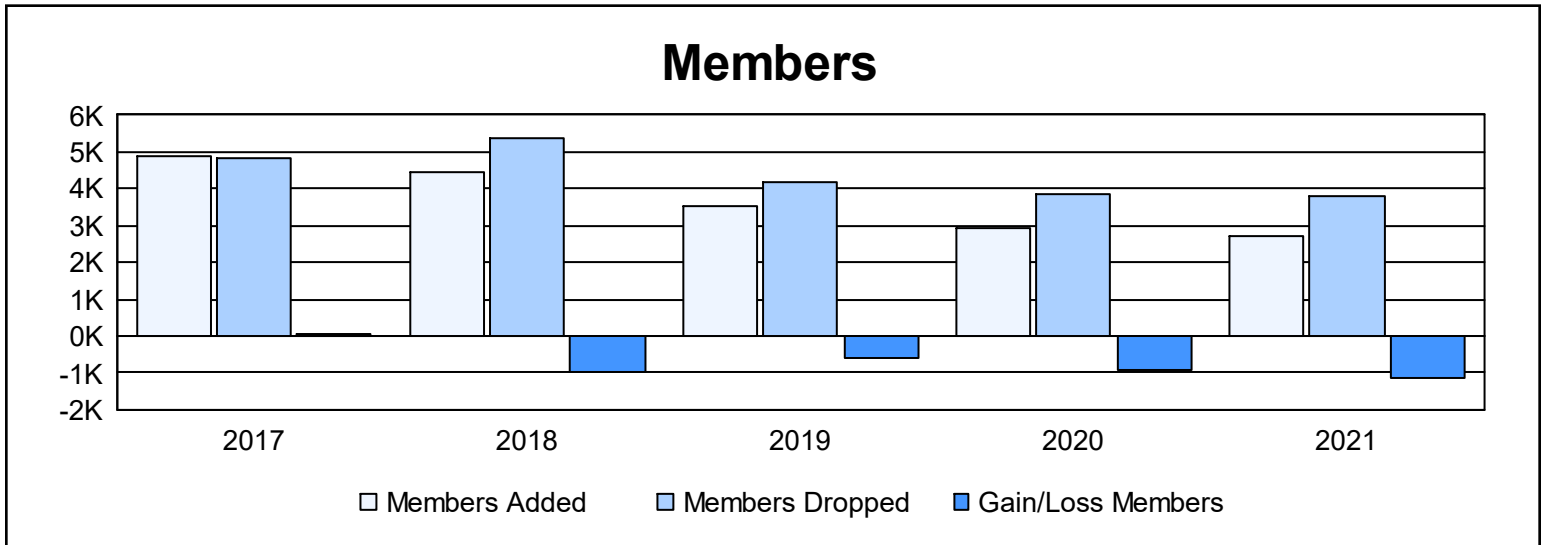
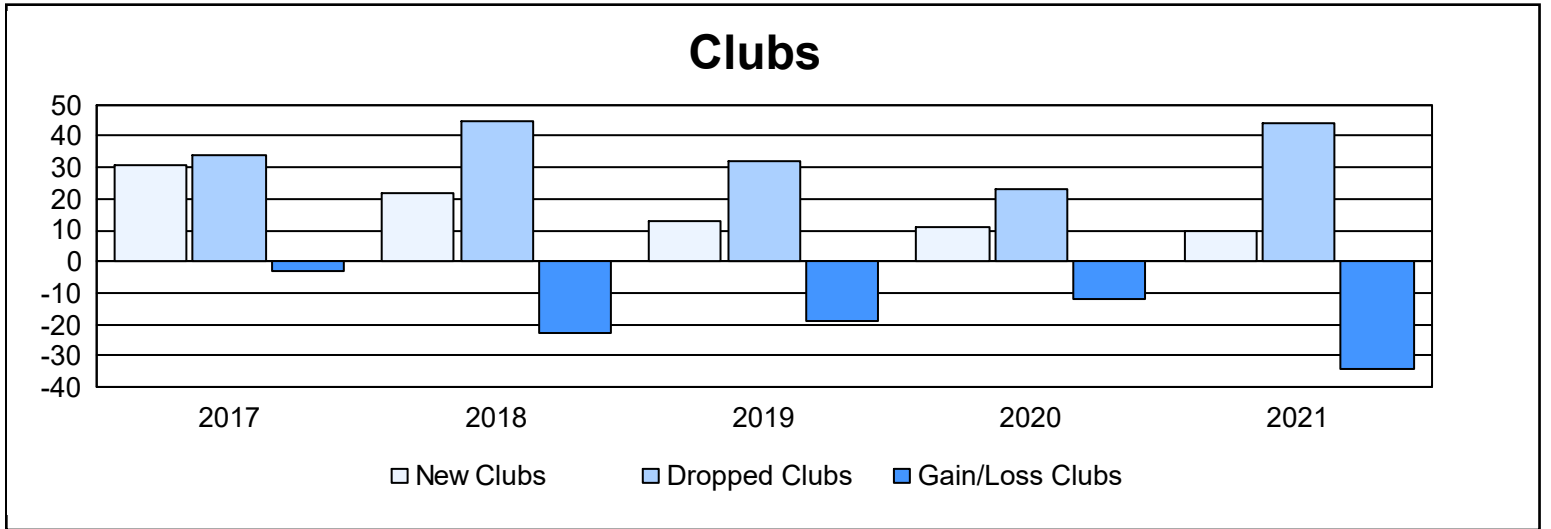
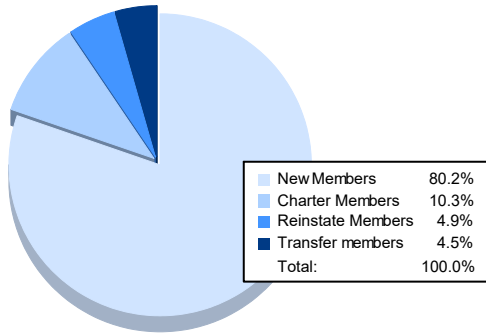


| Year | New Clubs | Dropped Clubs | Gain/ Loss Clubs | New Members | Charter Members | Reinstate Members | Transfer Members | Total Member Added | Total Members Dropped | Gain/ Loss Members |
|----------------|-----------|---------------|------------------|--------------|-----------------|-------------------|------------------|--------------------|-----------------------|--------------------|
| 2016-2017 | 31 | 34 | -3 | 3,621 | 878 | 199 | 179 | 4,877 | 4,836 | 41 |
| 2017-2018 | 22 | 45 | -23 | 3,371 | 720 | 167 | 185 | 4,443 | 5,396 | -953 |
| 2018-2019 | 13 | 32 | -19 | 2,732 | 472 | 166 | 182 | 3,552 | 4,163 | -611 |
| 2019-2020 | 11 | 23 | -12 | 2,222 | 380 | 138 | 172 | 2,912 | 3,842 | -930 |
| 2020-2021 | 10 | 44 | -34 | 2,160 | 277 | 133 | 122 | 2,692 | 3,817 | -1,125 |
| Average | 17 | 36 | -18 | 2,821 | 545 | 161 | 168 | 3,695 | 4,411 | -716 |



Membership Composition June 2021 Cumulative



Gender Composition June 2021 Cumulative

