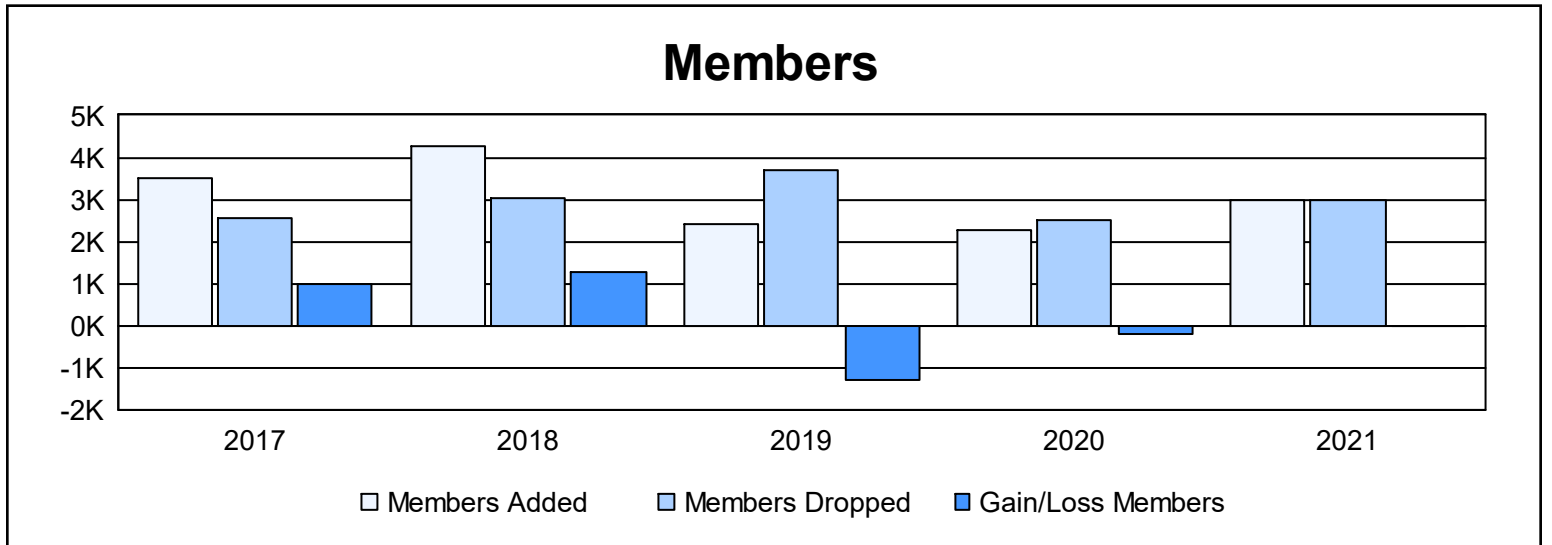
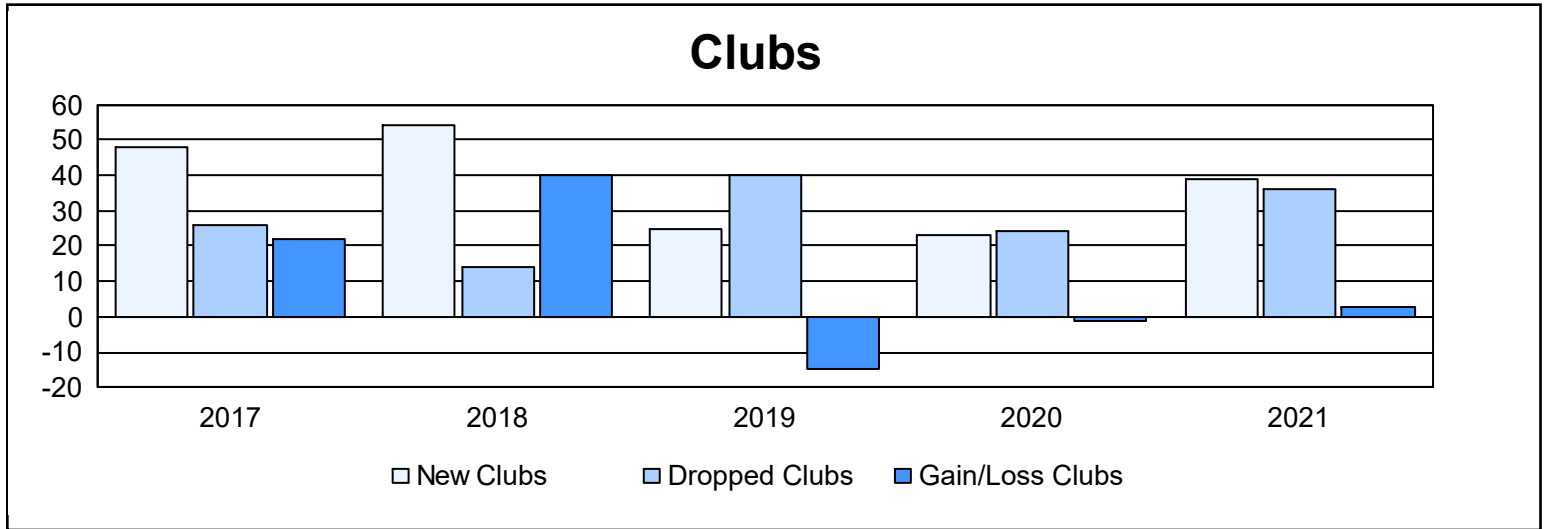
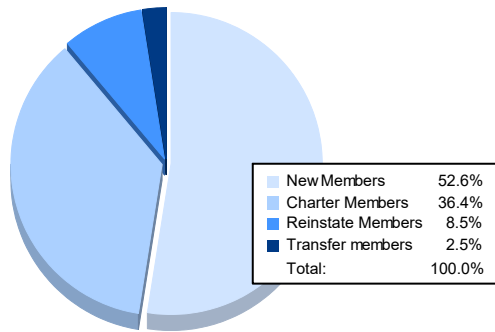


Year	New Clubs	Dropped Clubs	Gain/ Loss Clubs	New Members	Charter Members	Reinstate Members	Transfer Members	Total Member Added	Total Members Dropped	Gain/ Loss Members
2016-2017	48	26	22	1,886	1,267	287	60	3,500	2,537	963
2017-2018	54	14	40	2,394	1,431	369	66	4,260	3,012	1,248
2018-2019	25	40	-15	1,121	791	422	79	2,413	3,704	-1,291
2019-2020	23	24	-1	1,393	652	191	44	2,280	2,502	-222
2020-2021	39	36	3	1,574	1,088	255	75	2,992	2,986	6
Average	38	28	10	1,674	1,046	305	65	3,089	2,948	141



Membership Composition June 2021 Cumulative



Gender Composition June 2021 Cumulative

