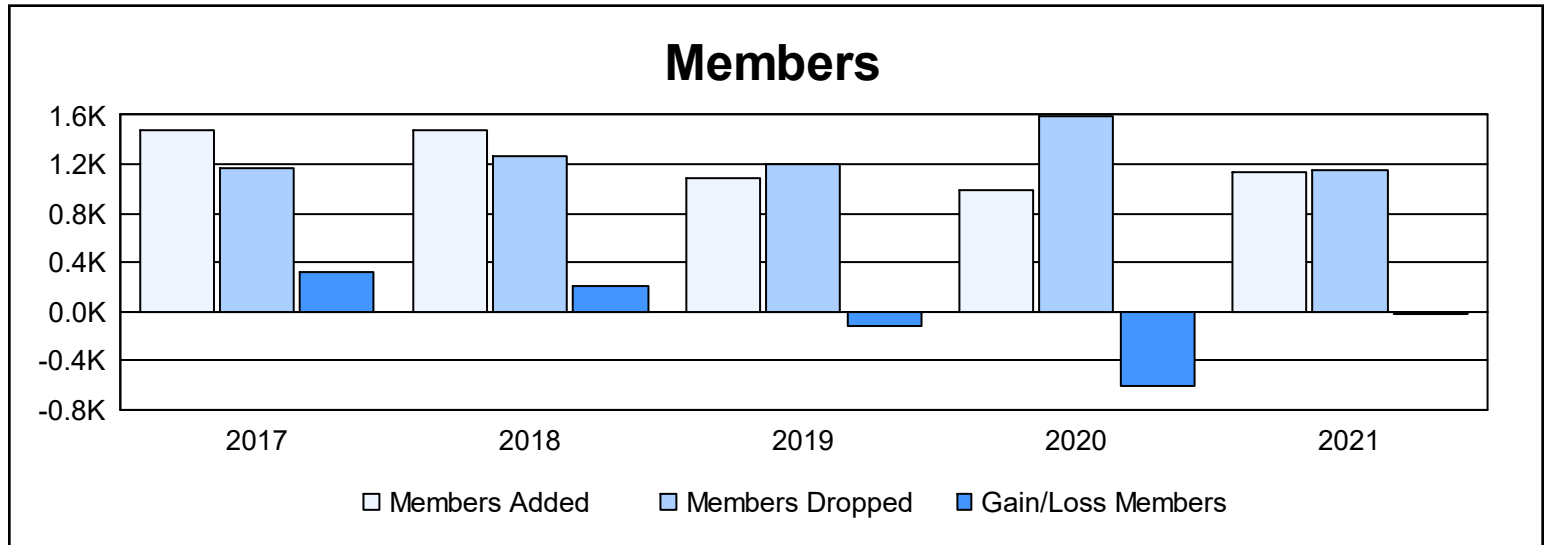
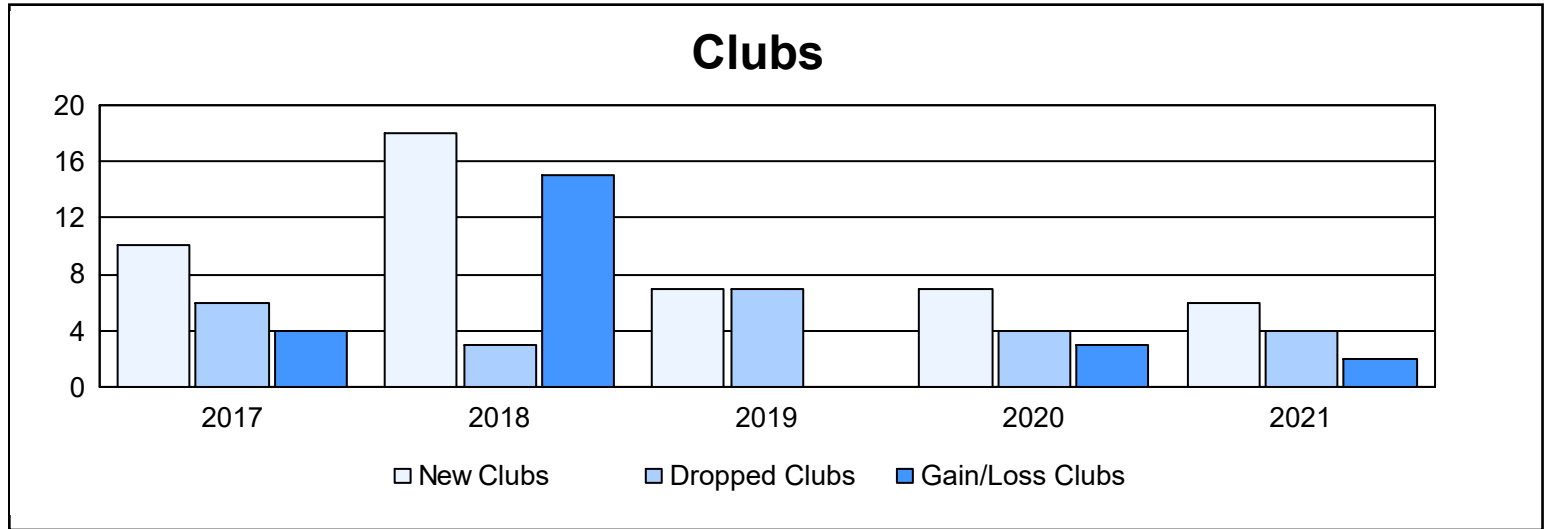
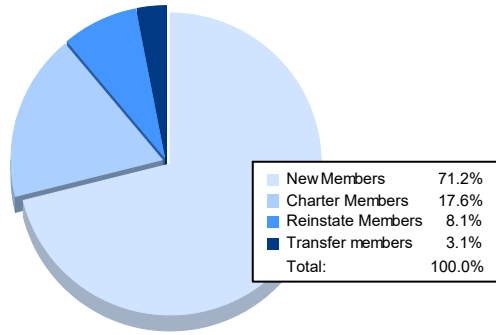


Year	New Clubs	Dropped Clubs	Gain/ Loss Clubs	New Members	Charter Members	Reinstate Members	Transfer Members	Total Member Added	Total Members Dropped	Gain/ Loss Members
2016-2017	10	6	4	1,093	279	74	29	1,475	1,160	315
2017-2018	18	3	15	881	527	41	24	1,473	1,268	205
2018-2019	7	7	0	720	257	62	42	1,081	1,202	-121
2019-2020	7	4	3	589	254	89	49	981	1,585	-604
2020-2021	6	4	2	810	200	92	35	1,137	1,152	-15
Average	10	5	5	819	303	72	36	1,229	1,273	-44



Membership Composition June 2021 Cumulative



Gender Composition June 2021 Cumulative

