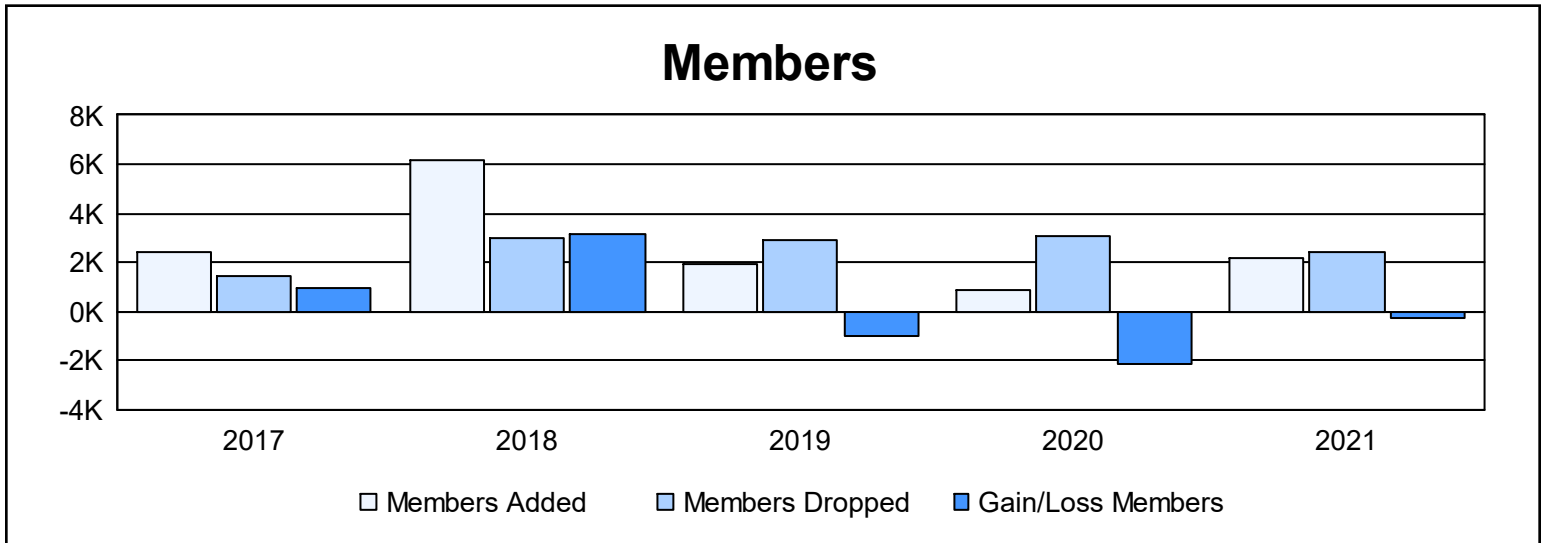
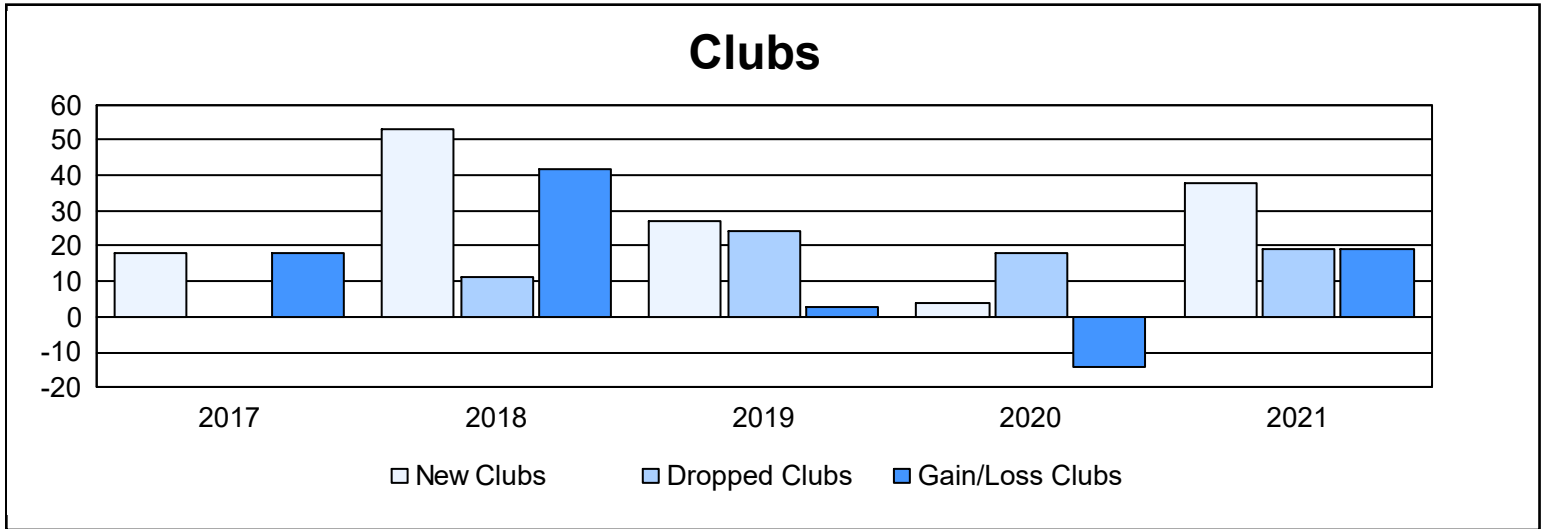
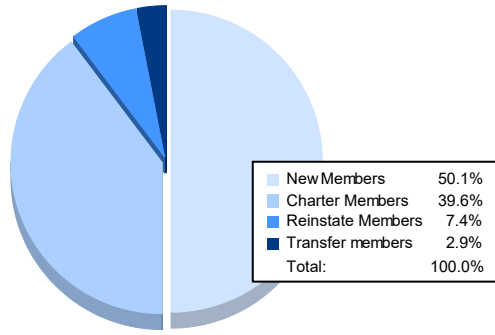


Year	New Clubs	Dropped Clubs	Gain/ Loss Clubs	New Members	Charter Members	Reinstate Members	Transfer Members	Total Member Added	Total Members Dropped	Gain/ Loss Members
2016-2017	18	0	18	1,763	491	118	39	2,411	1,445	966
2017-2018	53	11	42	4,177	1,795	112	61	6,145	3,026	3,119
2018-2019	27	24	3	976	726	153	70	1,925	2,941	-1,016
2019-2020	4	18	-14	577	144	132	36	889	3,057	-2,168
2020-2021	38	19	19	1,071	846	159	63	2,139	2,392	-253
<b>Average</b>	<b>28</b>	<b>14</b>	<b>14</b>	<b>1,713</b>	<b>800</b>	<b>135</b>	<b>54</b>	<b>2,702</b>	<b>2,572</b>	<b>130</b>



### Membership Composition June 2021 Cumulative



### Gender Composition June 2021 Cumulative

