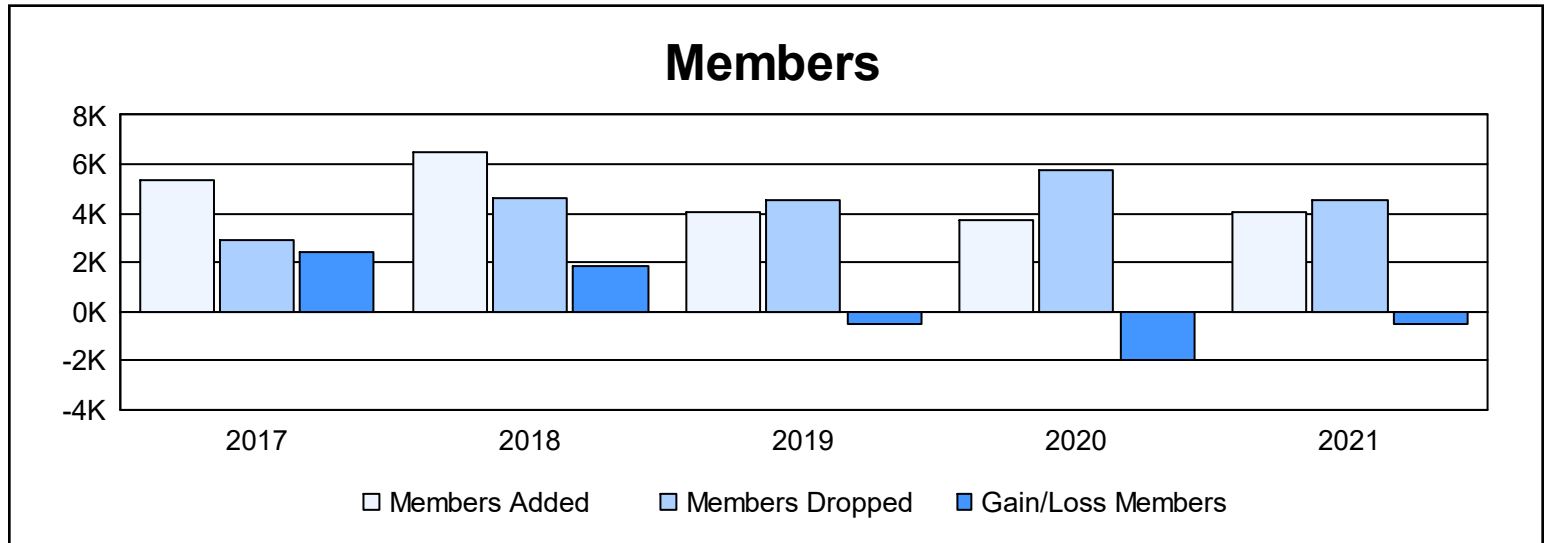
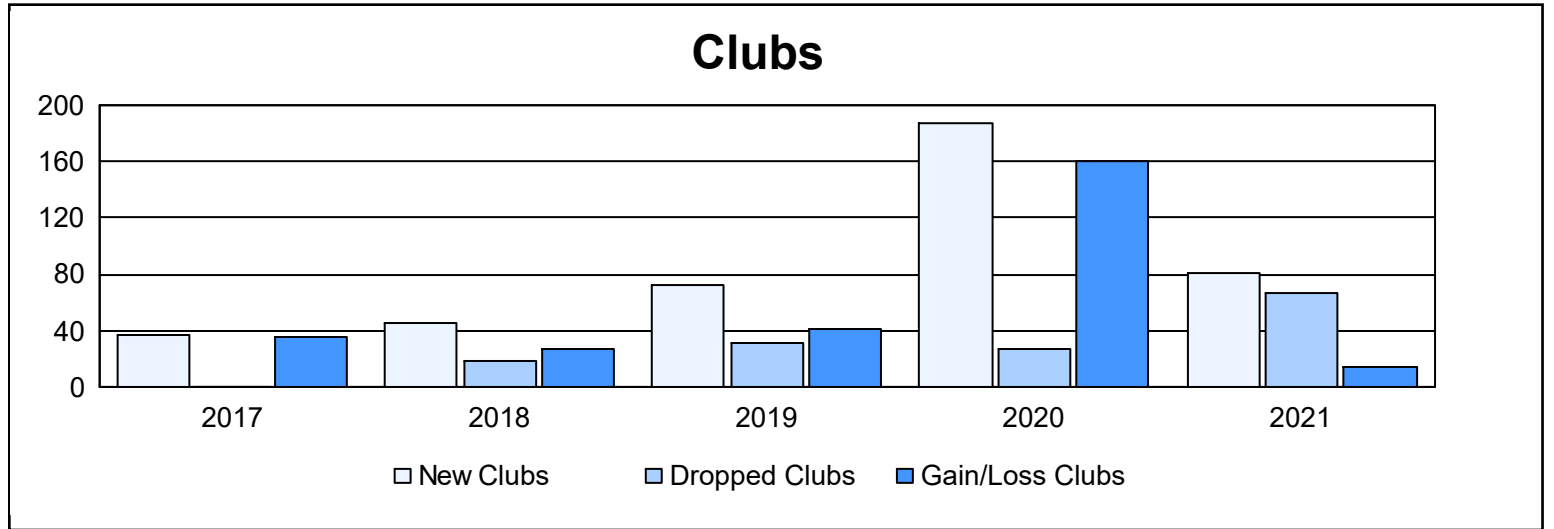
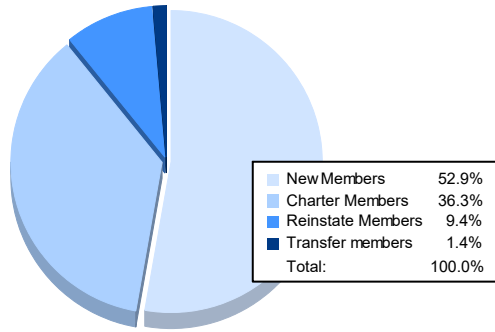


Year	New Clubs	Dropped Clubs	Gain/ Loss Clubs	New Members	Charter Members	Reinstate Members	Transfer Members	Total Member Added	Total Members Dropped	Gain/ Loss Members
2016-2017	37	1	36	3,624	1,170	470	64	5,328	2,888	2,440
2017-2018	46	19	27	4,078	1,930	447	45	6,500	4,645	1,855
2018-2019	73	31	42	2,011	1,461	529	63	4,064	4,548	-484
2019-2020	187	27	160	1,238	1,921	492	81	3,732	5,746	-2,014
2020-2021	81	67	14	2,128	1,458	378	58	4,022	4,529	-507
Average	85	29	56	2,616	1,588	463	62	4,729	4,471	258



Membership Composition June 2021 Cumulative



Gender Composition June 2021 Cumulative

