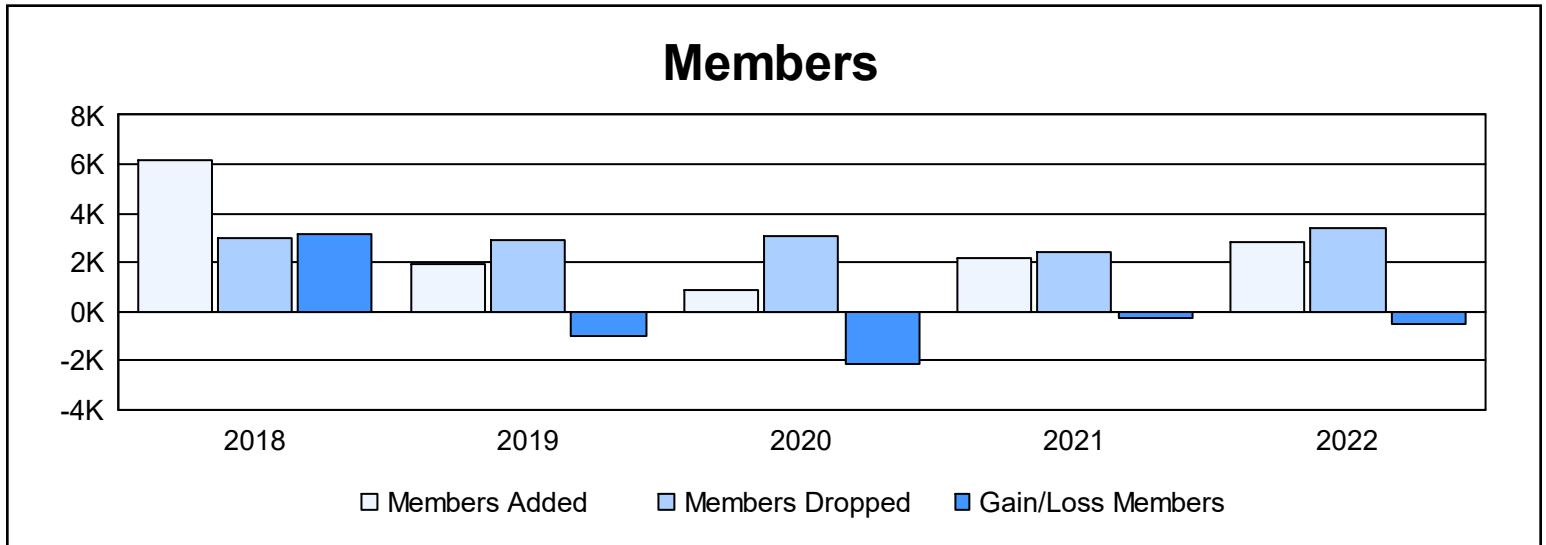
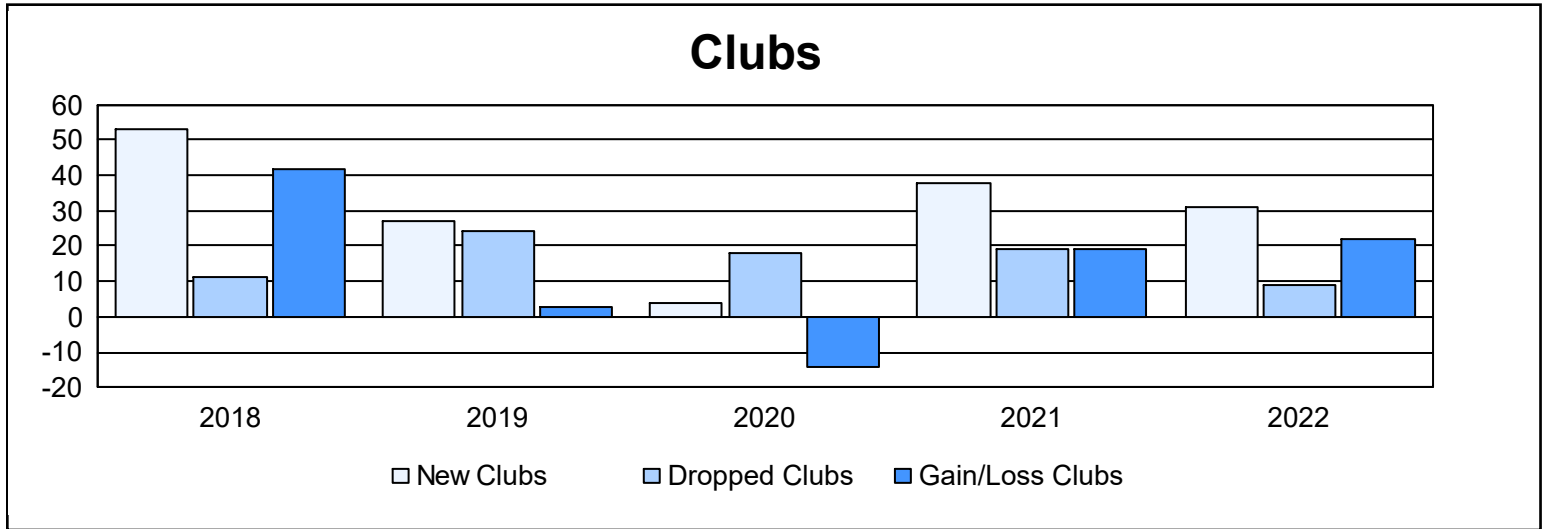
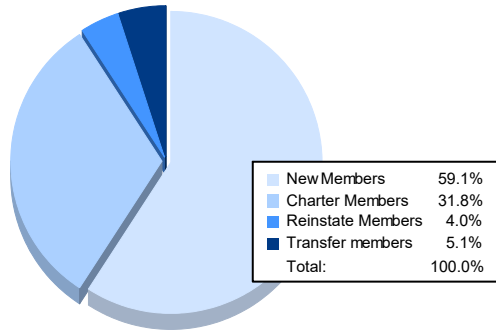


| Year | New Clubs | Dropped Clubs | Gain/ Loss Clubs | New Members | Charter Members | Reinstate Members | Transfer Members | Total Member Added | Total Members Dropped | Gain/ Loss Members |
|----------------|-----------|---------------|------------------|--------------|-----------------|-------------------|------------------|--------------------|-----------------------|--------------------|
| 2017-2018 | 53 | 11 | 42 | 4,177 | 1,795 | 112 | 61 | 6,145 | 3,026 | 3,119 |
| 2018-2019 | 27 | 24 | 3 | 976 | 726 | 153 | 70 | 1,925 | 2,941 | -1,016 |
| 2019-2020 | 4 | 18 | -14 | 577 | 144 | 132 | 36 | 889 | 3,057 | -2,168 |
| 2020-2021 | 38 | 19 | 19 | 1,071 | 846 | 159 | 63 | 2,139 | 2,392 | -253 |
| 2021-2022 | 31 | 9 | 22 | 1,685 | 907 | 115 | 146 | 2,853 | 3,406 | -553 |
| Average | 31 | 16 | 14 | 1,697 | 884 | 134 | 75 | 2,790 | 2,964 | -174 |



Membership Composition June 2022 Cumulative



Gender Composition June 2022 Cumulative

