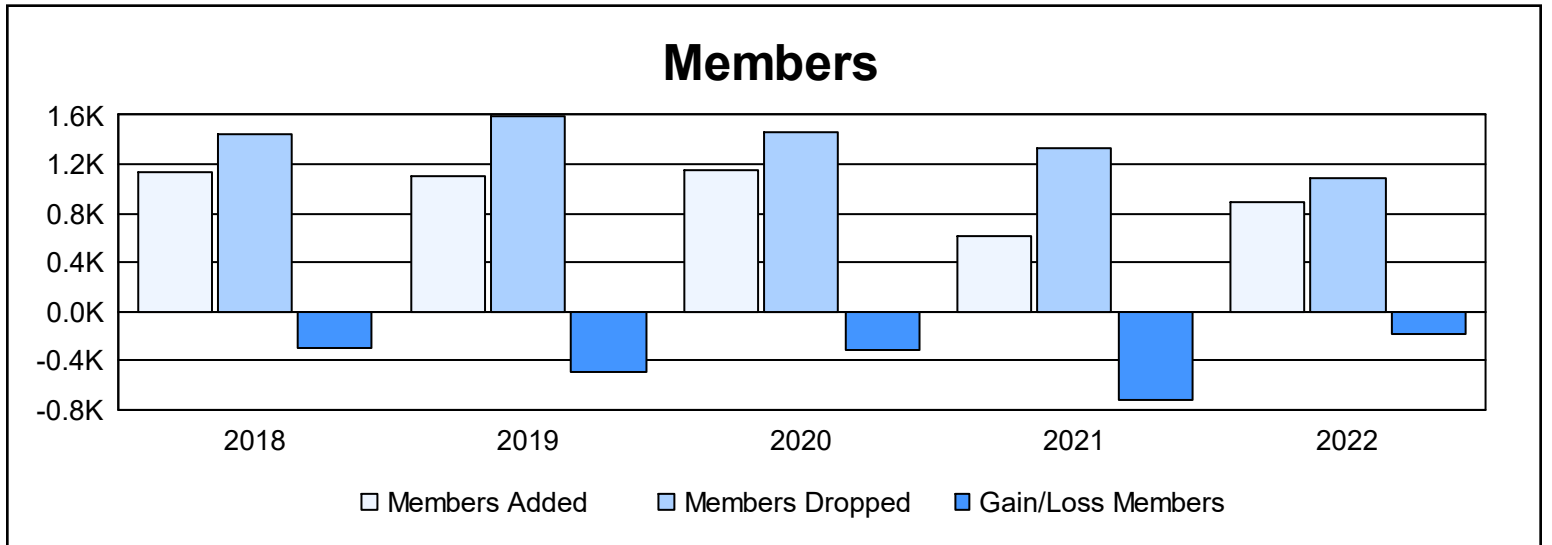
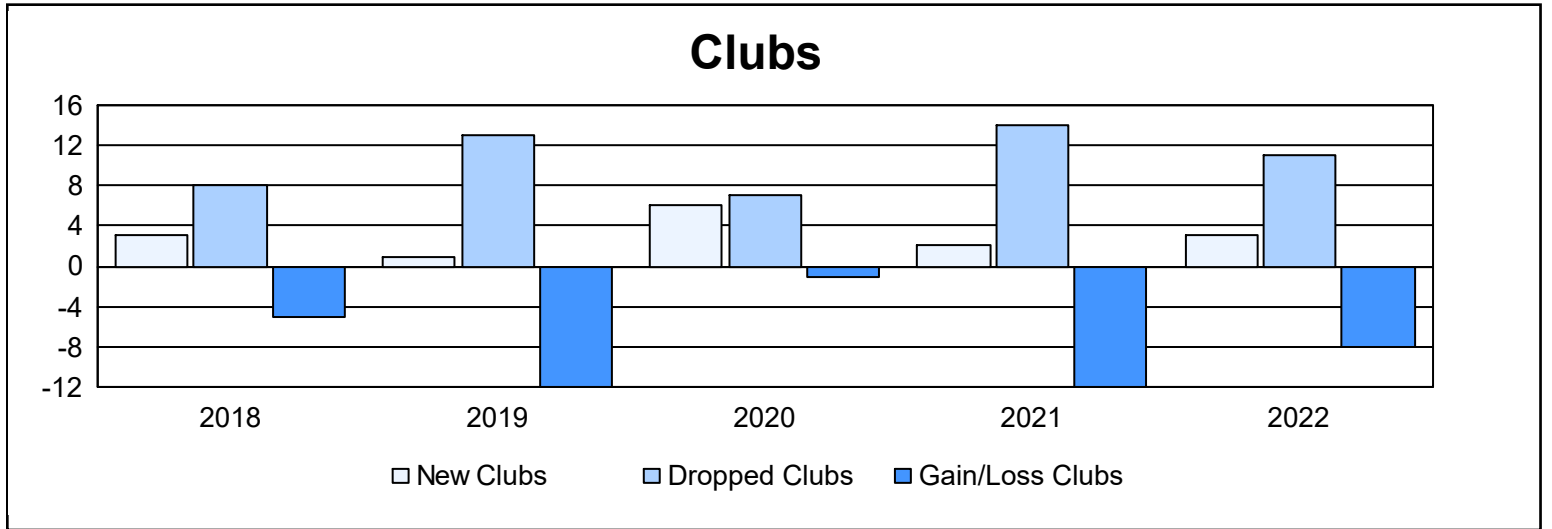
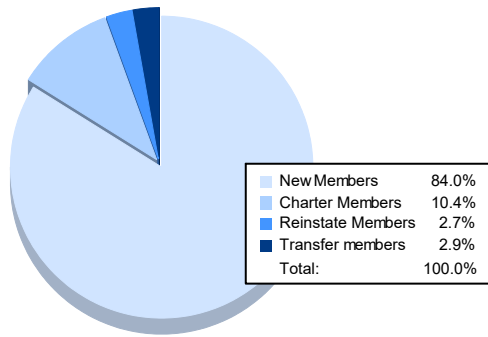


| Year | New Clubs | Dropped Clubs | Gain/ Loss Clubs | New Members | Charter Members | Reinstate Members | Transfer Members | Total Member Added | Total Members Dropped | Gain/ Loss Members |
|----------------|-----------|---------------|------------------|-------------|-----------------|-------------------|------------------|--------------------|-----------------------|--------------------|
| 2017-2018 | 3 | 8 | -5 | 967 | 62 | 44 | 62 | 1,135 | 1,437 | -302 |
| 2018-2019 | 1 | 13 | -12 | 969 | 30 | 27 | 76 | 1,102 | 1,594 | -492 |
| 2019-2020 | 6 | 7 | -1 | 910 | 148 | 55 | 42 | 1,155 | 1,463 | -308 |
| 2020-2021 | 2 | 14 | -12 | 517 | 55 | 21 | 20 | 613 | 1,328 | -715 |
| 2021-2022 | 3 | 11 | -8 | 749 | 93 | 24 | 26 | 892 | 1,082 | -190 |
| Average | 3 | 11 | -8 | 822 | 78 | 34 | 45 | 979 | 1,381 | -401 |



Membership Composition June 2022 Cumulative



Gender Composition June 2022 Cumulative

