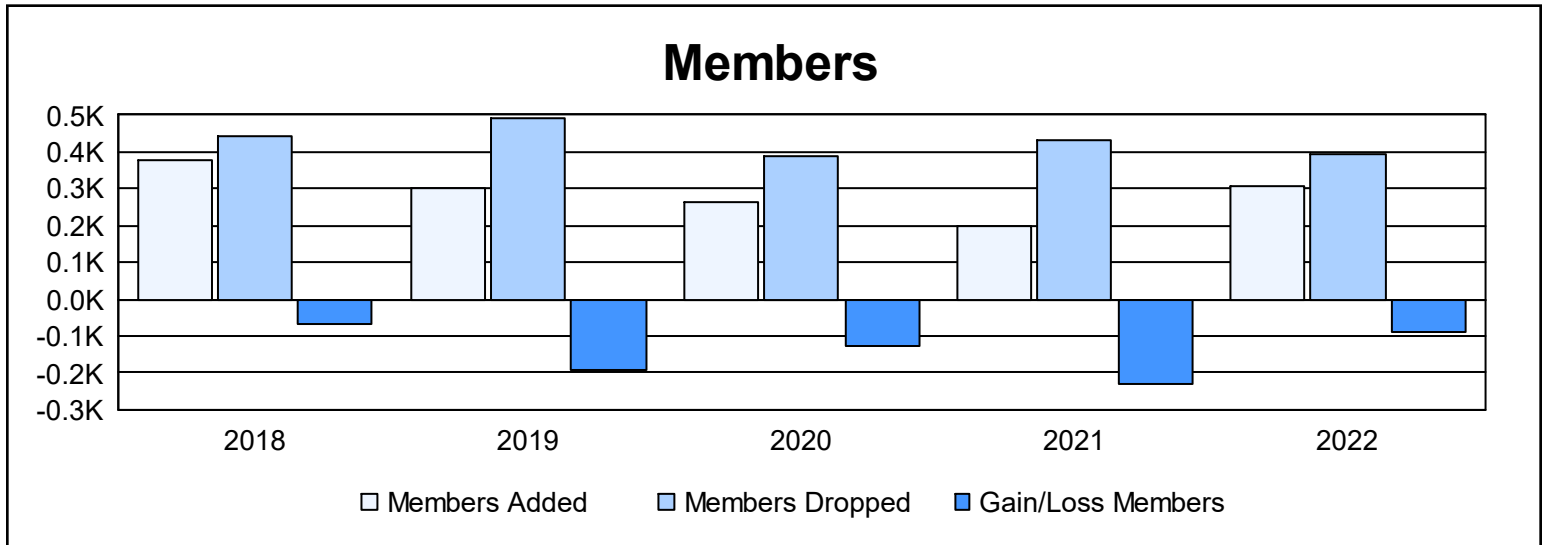
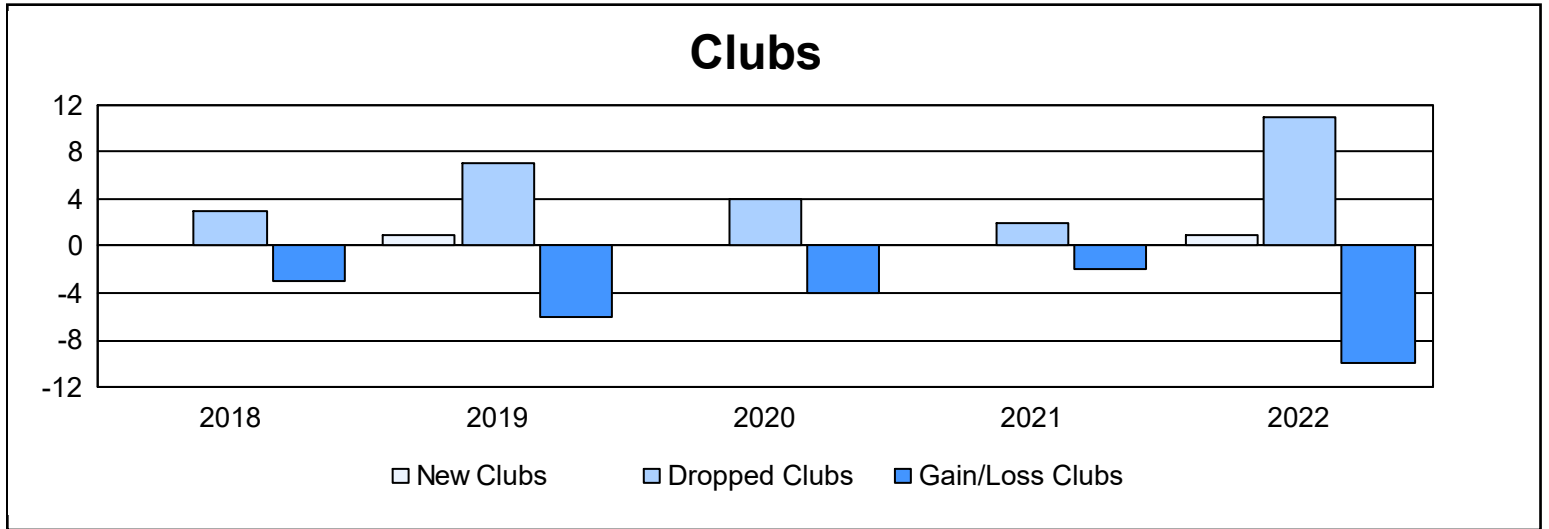


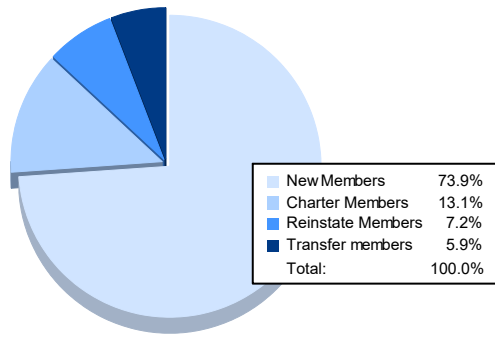
Multiple District 6

As of June 2022 Cumulative

Year	New Clubs	Dropped Clubs	Gain/ Loss Clubs	New Members	Charter Members	Reinstate Members	Transfer Members	Total Member Added	Total Members Dropped	Gain/ Loss Members
2017-2018	0	3	-3	333	0	22	24	379	445	-66
2018-2019	1	7	-6	225	36	28	10	299	490	-191
2019-2020	0	4	-4	225	0	25	12	262	388	-126
2020-2021	0	2	-2	164	0	23	12	199	431	-232
2021-2022	1	11	-10	226	40	22	18	306	396	-90
Average	0	5	-5	235	15	24	15	289	430	-141



Membership Composition June 2022 Cumulative



Gender Composition June 2022 Cumulative

