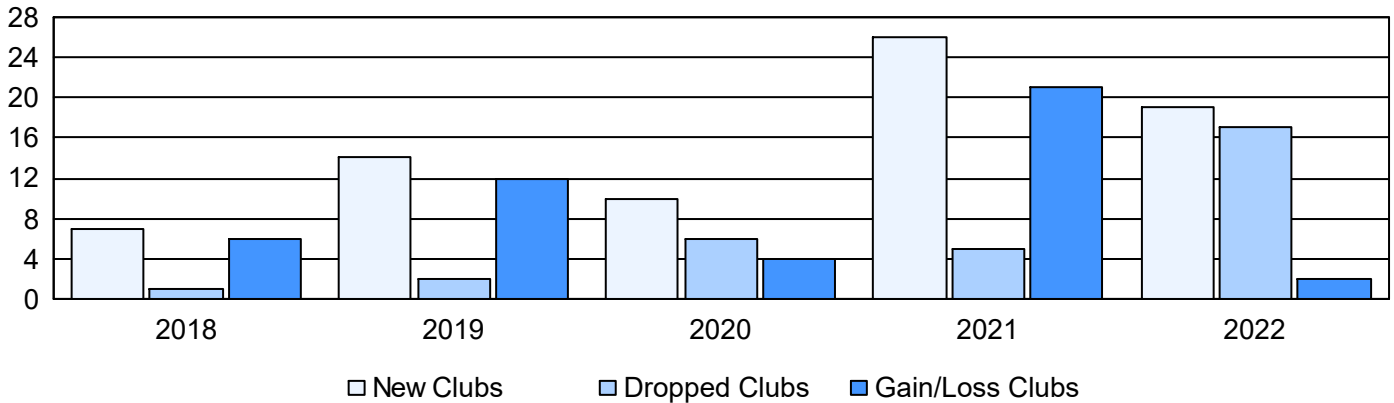
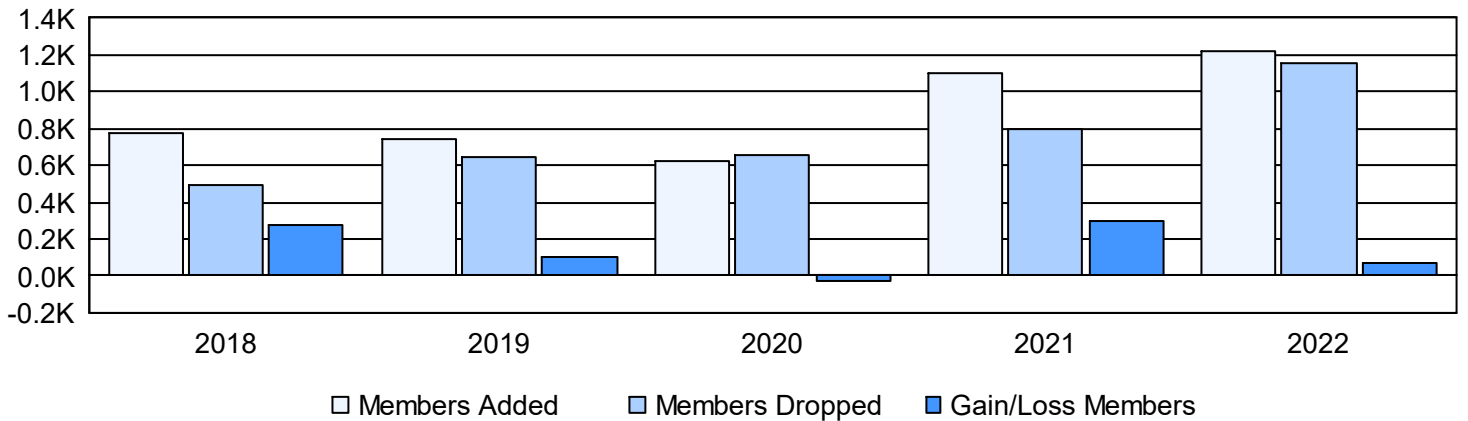


| Year           | New Clubs | Dropped Clubs | Gain/ Loss Clubs | New Members | Charter Members | Reinstate Members | Transfer Members | Total Member Added | Total Members Dropped | Gain/ Loss Members |
|----------------|-----------|---------------|------------------|-------------|-----------------|-------------------|------------------|--------------------|-----------------------|--------------------|
| 2017-2018      | 7         | 1             | 6                | 547         | 201             | 19                | 3                | 770                | 495                   | 275                |
| 2018-2019      | 14        | 2             | 12               | 340         | 369             | 25                | 11               | 745                | 643                   | 102                |
| 2019-2020      | 10        | 6             | 4                | 347         | 241             | 33                | 7                | 628                | 655                   | -27                |
| 2020-2021      | 26        | 5             | 21               | 508         | 535             | 52                | 6                | 1,101              | 801                   | 300                |
| 2021-2022      | 19        | 17            | 2                | 626         | 538             | 48                | 12               | 1,224              | 1,152                 | 72                 |
| <b>Average</b> | <b>15</b> | <b>6</b>      | <b>9</b>         | <b>474</b>  | <b>377</b>      | <b>35</b>         | <b>8</b>         | <b>894</b>         | <b>749</b>            | <b>144</b>         |

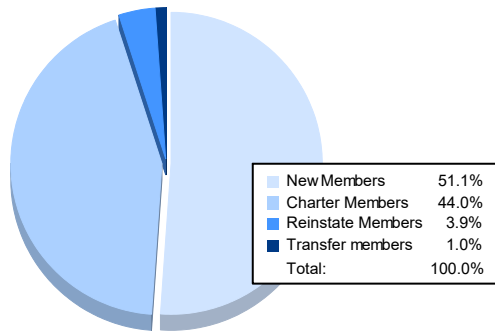
### Clubs



### Members



### Membership Composition June 2022 Cumulative



### Gender Composition June 2022 Cumulative

