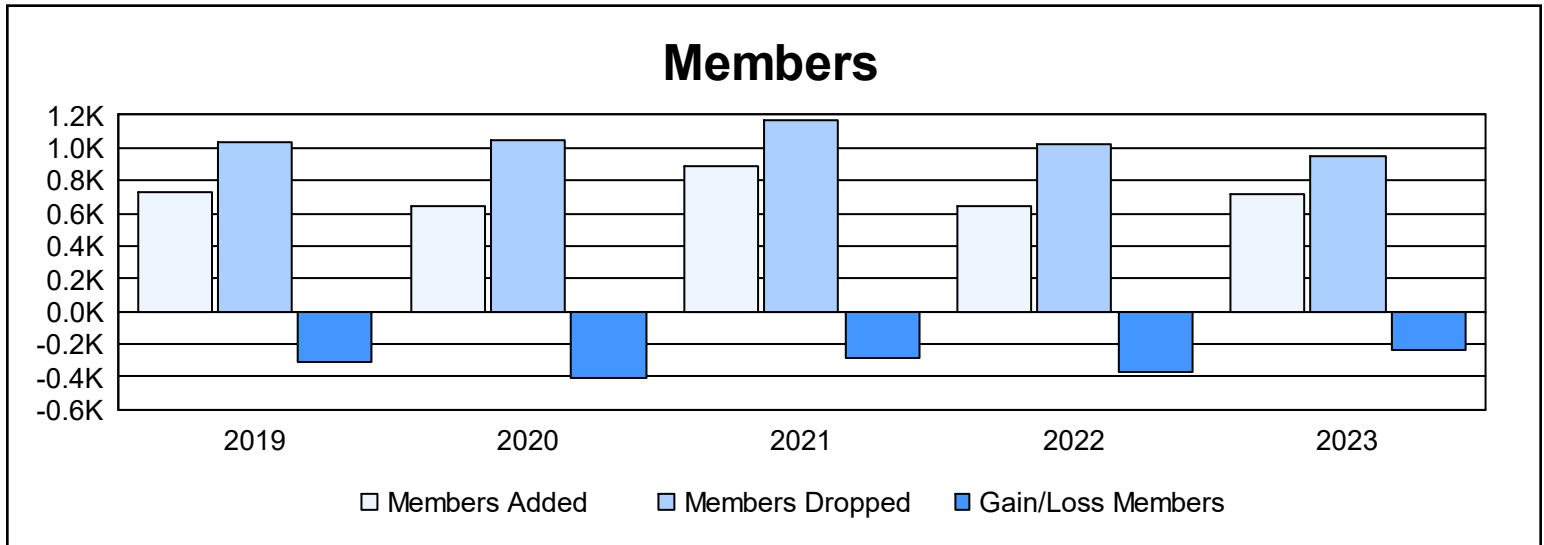
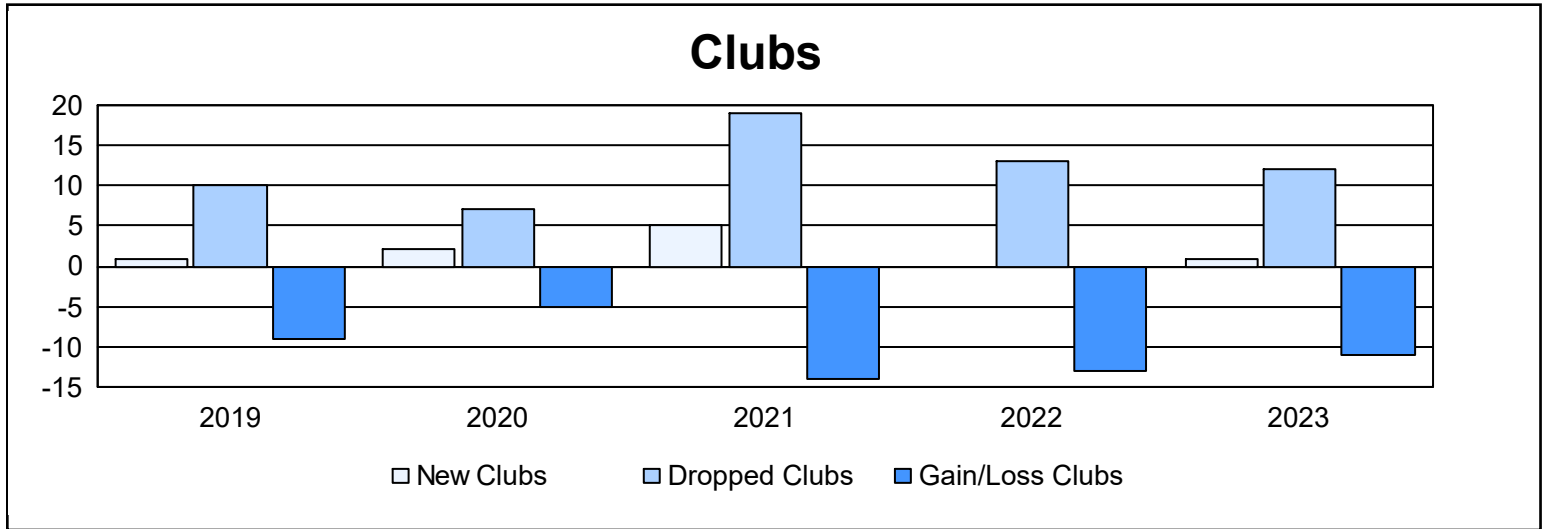


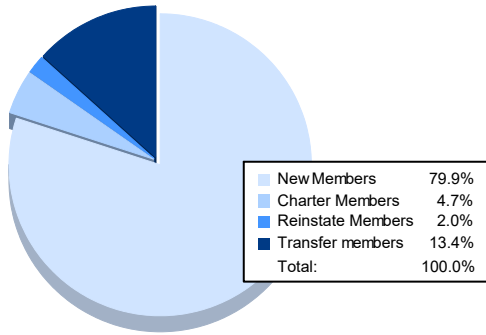
# Multiple District 202

As of June 2023 Cumulative

Year	New Clubs	Dropped Clubs	Gain/ Loss Clubs	New Members	Charter Members	Reinstate Members	Transfer Members	Total Member Added	Total Members Dropped	Gain/ Loss Members
2018-2019	1	10	-9	600	33	14	79	726	1,035	-309
2019-2020	2	7	-5	487	68	24	62	641	1,051	-410
2020-2021	5	19	-14	613	121	21	132	887	1,173	-286
2021-2022	0	13	-13	496	12	19	115	642	1,018	-376
2022-2023	1	12	-11	573	34	14	96	717	950	-233
<b>Average</b>	<b>2</b>	<b>12</b>	<b>-10</b>	<b>554</b>	<b>54</b>	<b>18</b>	<b>97</b>	<b>723</b>	<b>1,045</b>	<b>-323</b>



### Membership Composition June 2023 Cumulative



### Gender Composition June 2023 Cumulative

