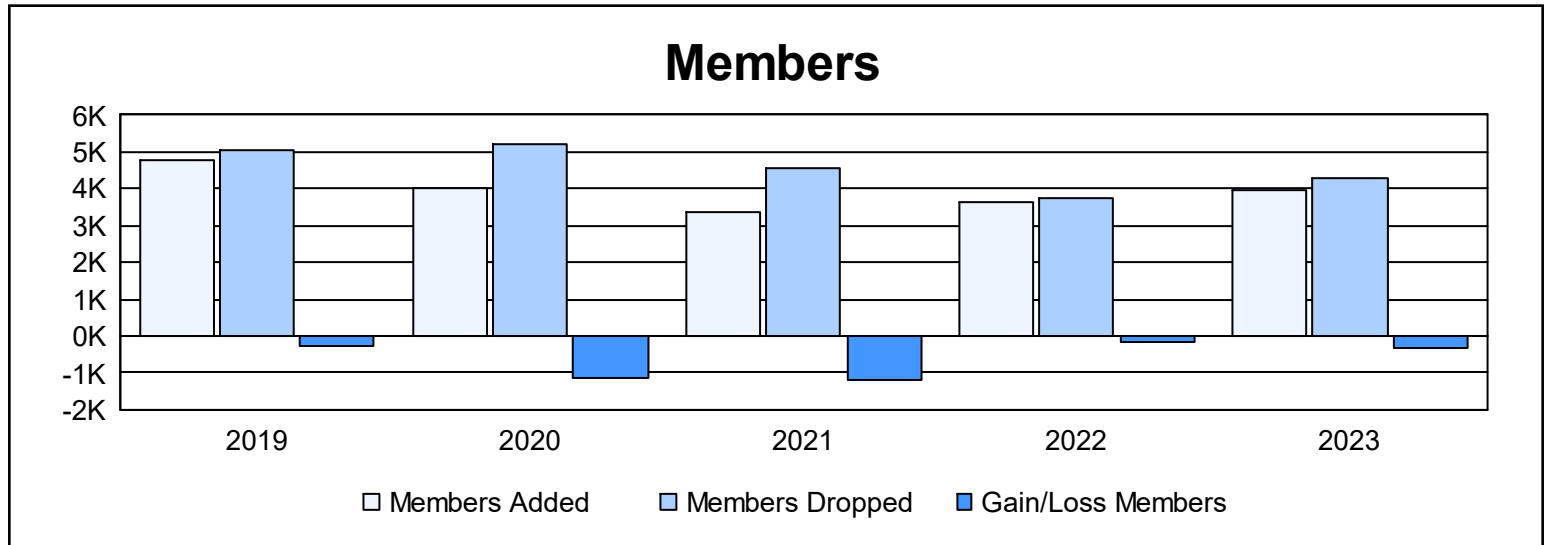
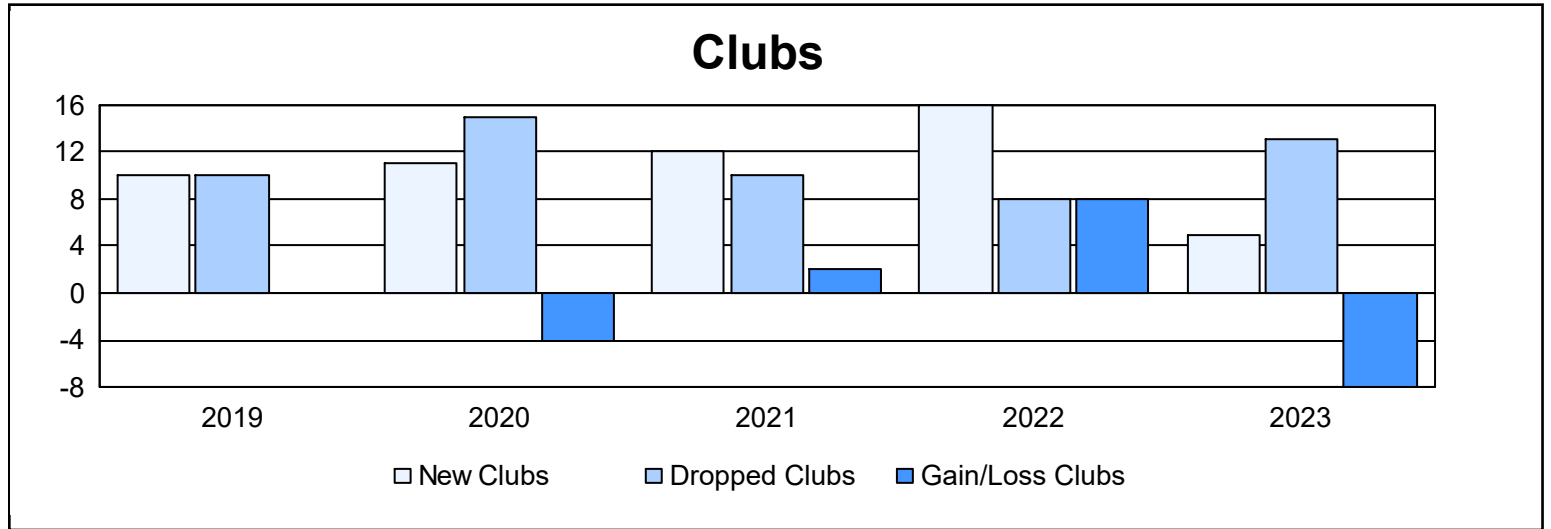
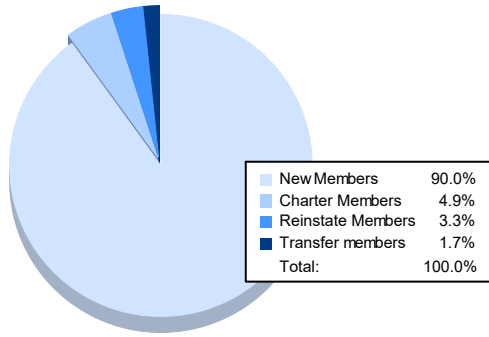


| Year | New Clubs | Dropped Clubs | Gain/ Loss Clubs | New Members | Charter Members | Reinstate Members | Transfer Members | Total Member Added | Total Members Dropped | Gain/ Loss Members |
|----------------|-----------|---------------|------------------|--------------|-----------------|-------------------|------------------|--------------------|-----------------------|--------------------|
| 2018-2019 | 10 | 10 | 0 | 4,118 | 433 | 188 | 50 | 4,789 | 5,051 | -262 |
| 2019-2020 | 11 | 15 | -4 | 3,460 | 410 | 107 | 61 | 4,038 | 5,195 | -1,157 |
| 2020-2021 | 12 | 10 | 2 | 2,800 | 421 | 129 | 37 | 3,387 | 4,567 | -1,180 |
| 2021-2022 | 16 | 8 | 8 | 2,928 | 533 | 101 | 56 | 3,618 | 3,770 | -152 |
| 2022-2023 | 5 | 13 | -8 | 3,587 | 196 | 133 | 68 | 3,984 | 4,301 | -317 |
| Average | 11 | 11 | 0 | 3,379 | 399 | 132 | 54 | 3,963 | 4,577 | -614 |



Membership Composition June 2023 Cumulative



Gender Composition June 2023 Cumulative

