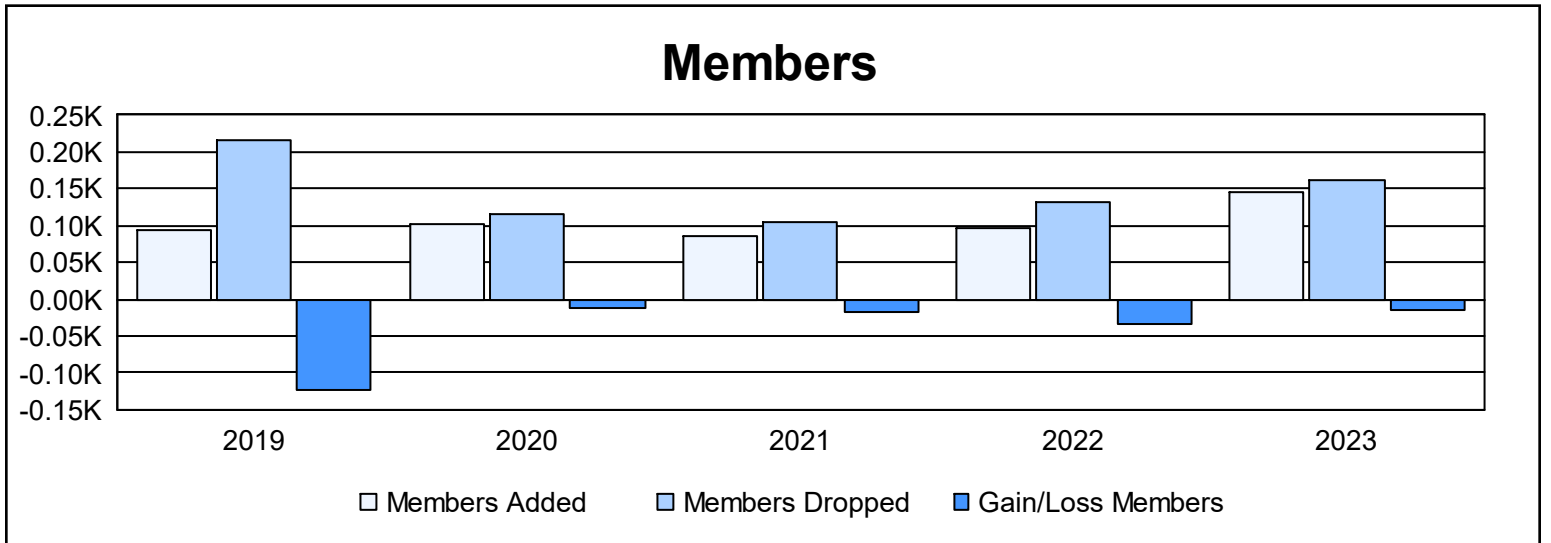
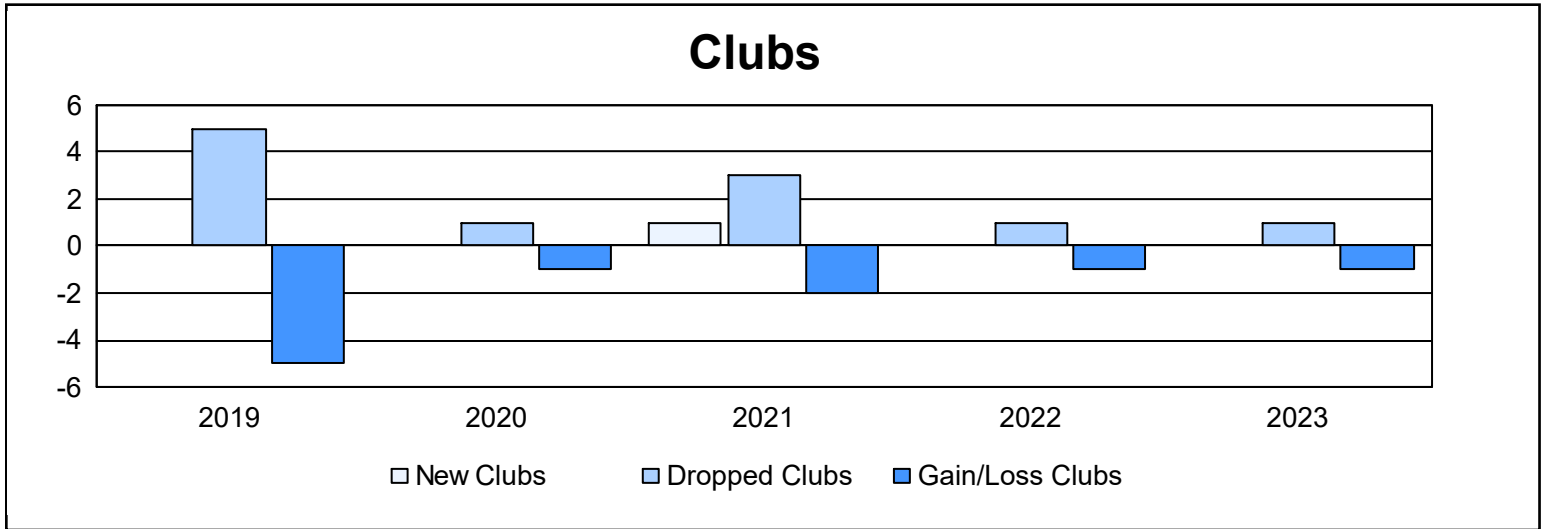
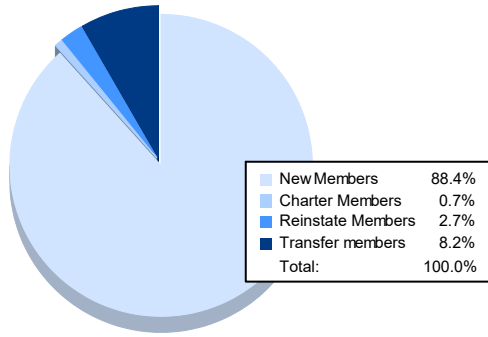


Year	New Clubs	Dropped Clubs	Gain/Loss Clubs	New Members	Charter Members	Reinstate Members	Transfer Members	Total Member Added	Total Members Dropped	Gain/Loss Members
2018-2019	0	5	-5	81	1	4	7	93	216	-123
2019-2020	0	1	-1	80	1	16	6	103	115	-12
2020-2021	1	3	-2	59	20	5	3	87	104	-17
2021-2022	0	1	-1	88	0	5	3	96	131	-35
2022-2023	0	1	-1	129	1	4	12	146	161	-15
<b>Average</b>	<b>0</b>	<b>2</b>	<b>-2</b>	<b>87</b>	<b>5</b>	<b>7</b>	<b>6</b>	<b>105</b>	<b>145</b>	<b>-40</b>



### Membership Composition June 2023 Cumulative



### Gender Composition June 2023 Cumulative

