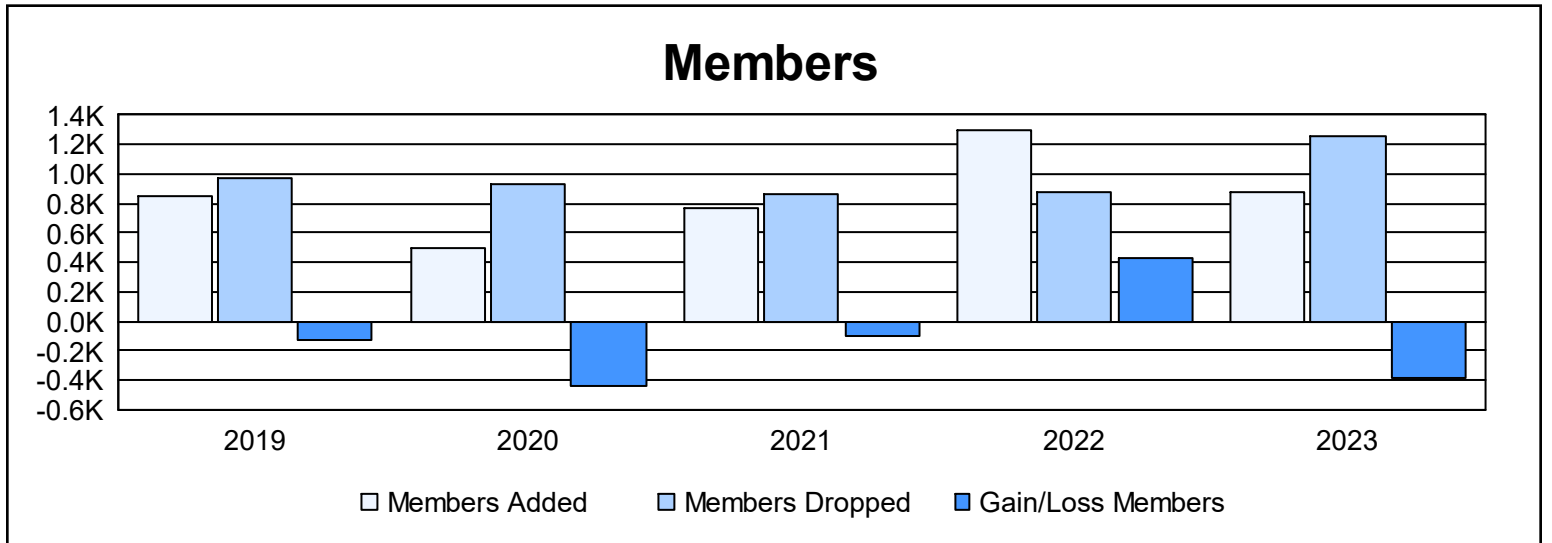
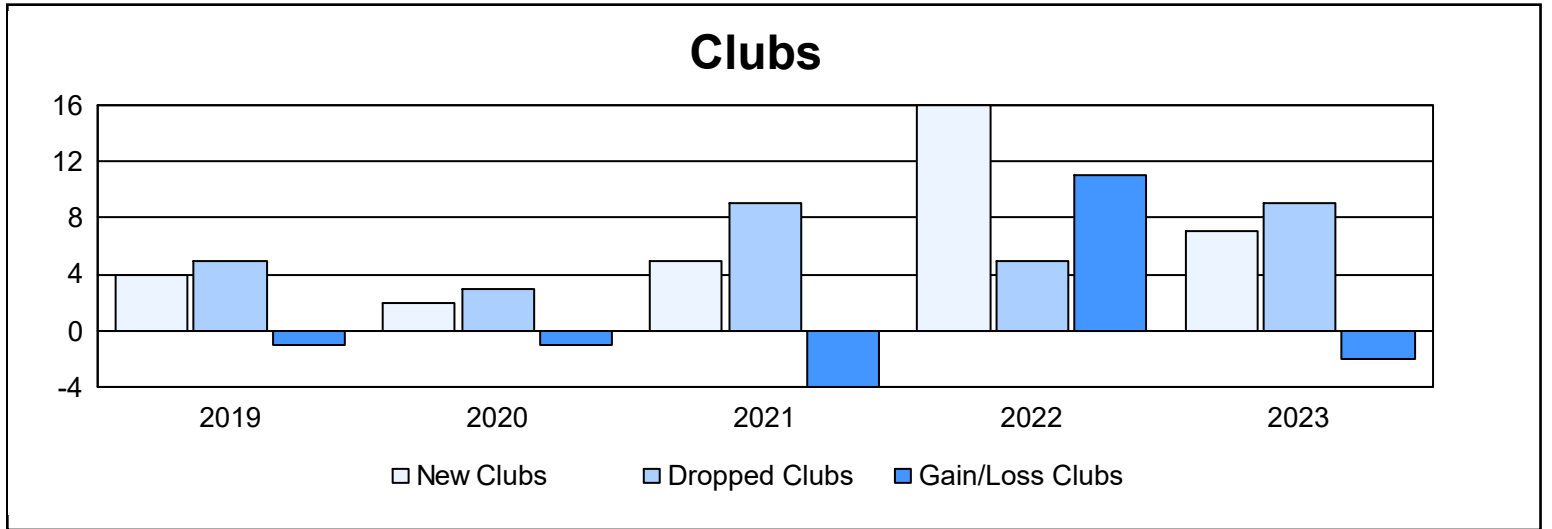
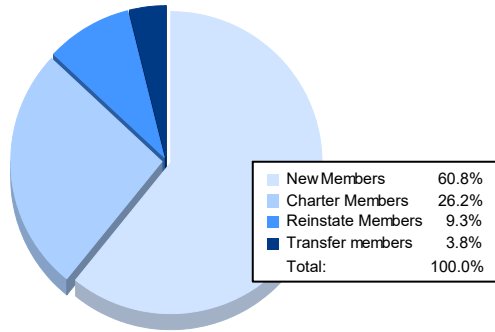


| Year | New Clubs | Dropped Clubs | Gain/ Loss Clubs | New Members | Charter Members | Reinstate Members | Transfer Members | Total Member Added | Total Members Dropped | Gain/ Loss Members |
|----------------|-----------|---------------|------------------|-------------|-----------------|-------------------|------------------|--------------------|-----------------------|--------------------|
| 2018-2019 | 4 | 5 | -1 | 678 | 106 | 44 | 23 | 851 | 977 | -126 |
| 2019-2020 | 2 | 3 | -1 | 372 | 65 | 37 | 17 | 491 | 937 | -446 |
| 2020-2021 | 5 | 9 | -4 | 527 | 150 | 81 | 15 | 773 | 867 | -94 |
| 2021-2022 | 16 | 5 | 11 | 639 | 528 | 114 | 22 | 1,303 | 872 | 431 |
| 2022-2023 | 7 | 9 | -2 | 532 | 229 | 81 | 33 | 875 | 1,255 | -380 |
| Average | 7 | 6 | 1 | 550 | 216 | 71 | 22 | 859 | 982 | -123 |



Membership Composition June 2023 Cumulative



Gender Composition June 2023 Cumulative

