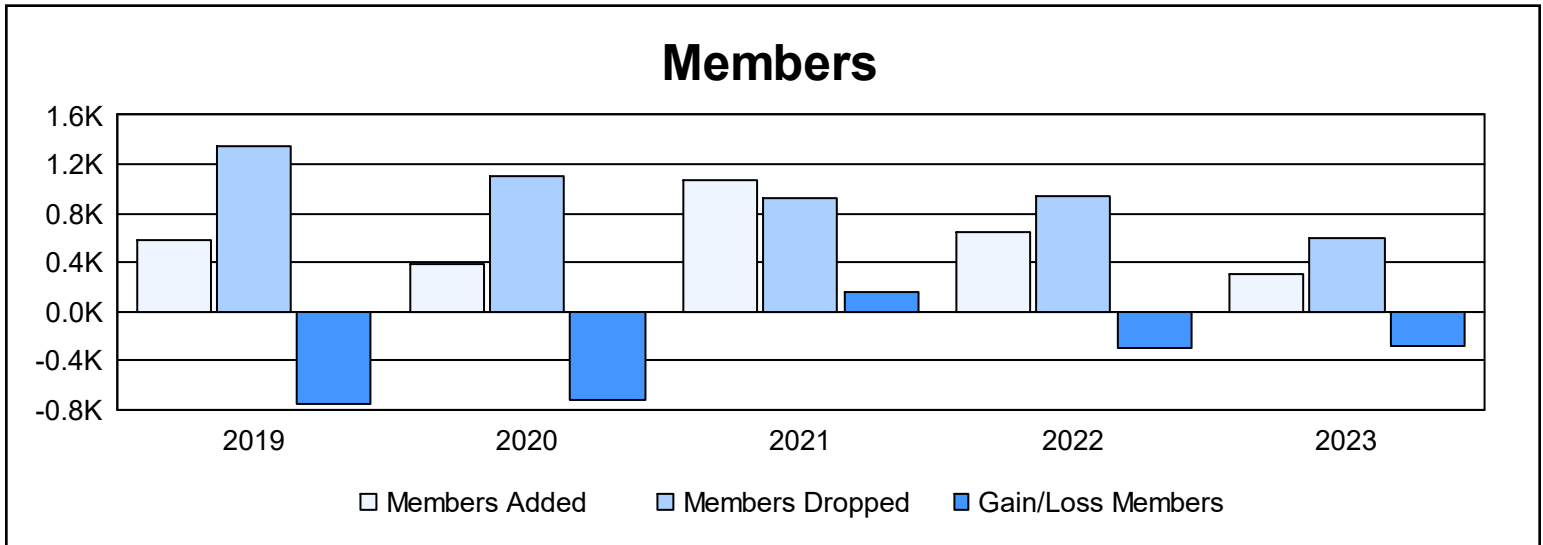
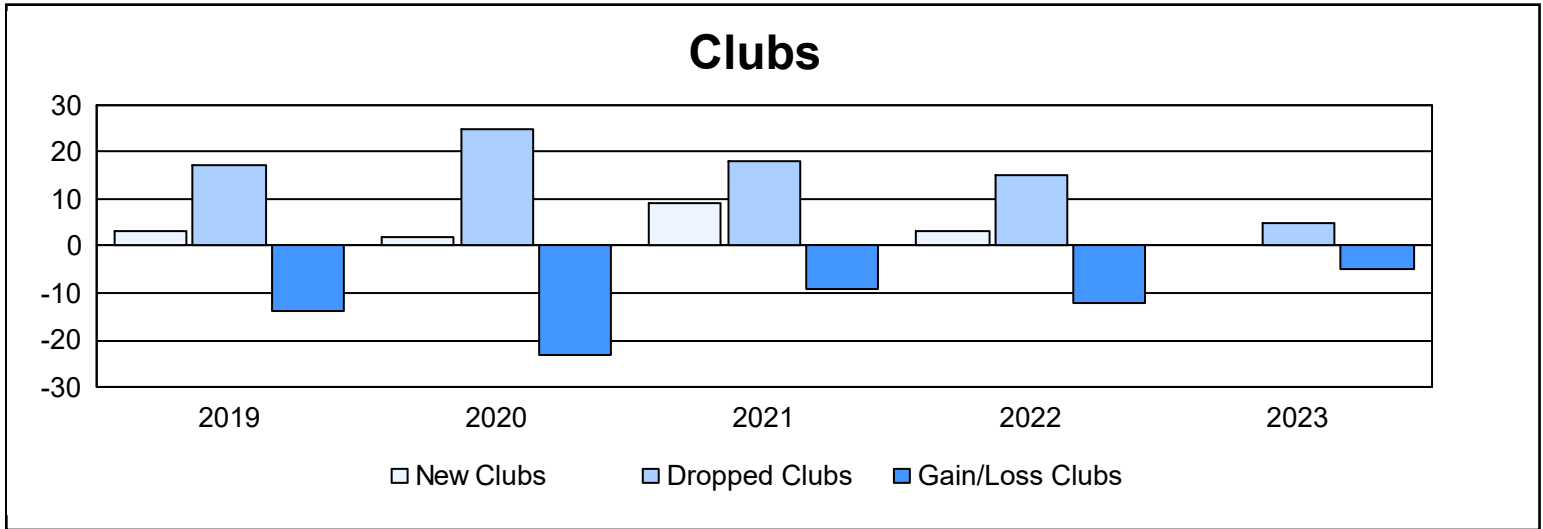


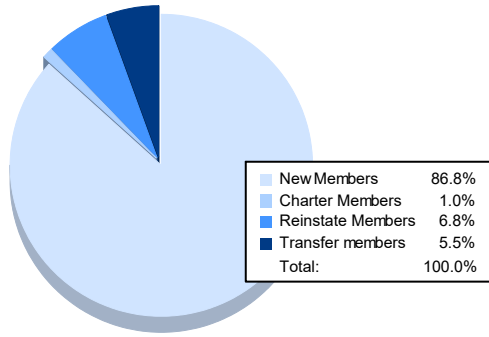
Multiple District O

As of June 2023 Cumulative

Year	New Clubs	Dropped Clubs	Gain/ Loss Clubs	New Members	Charter Members	Reinstate Members	Transfer Members	Total Member Added	Total Members Dropped	Gain/ Loss Members
2018-2019	3	17	-14	467	83	12	26	588	1,339	-751
2019-2020	2	25	-23	282	49	28	26	385	1,101	-716
2020-2021	9	18	-9	784	252	13	19	1,068	916	152
2021-2022	3	15	-12	465	91	72	16	644	943	-299
2022-2023	0	5	-5	269	3	21	17	310	596	-286
Average	3	16	-13	453	96	29	21	599	979	-380



Membership Composition June 2023 Cumulative



Gender Composition June 2023 Cumulative

