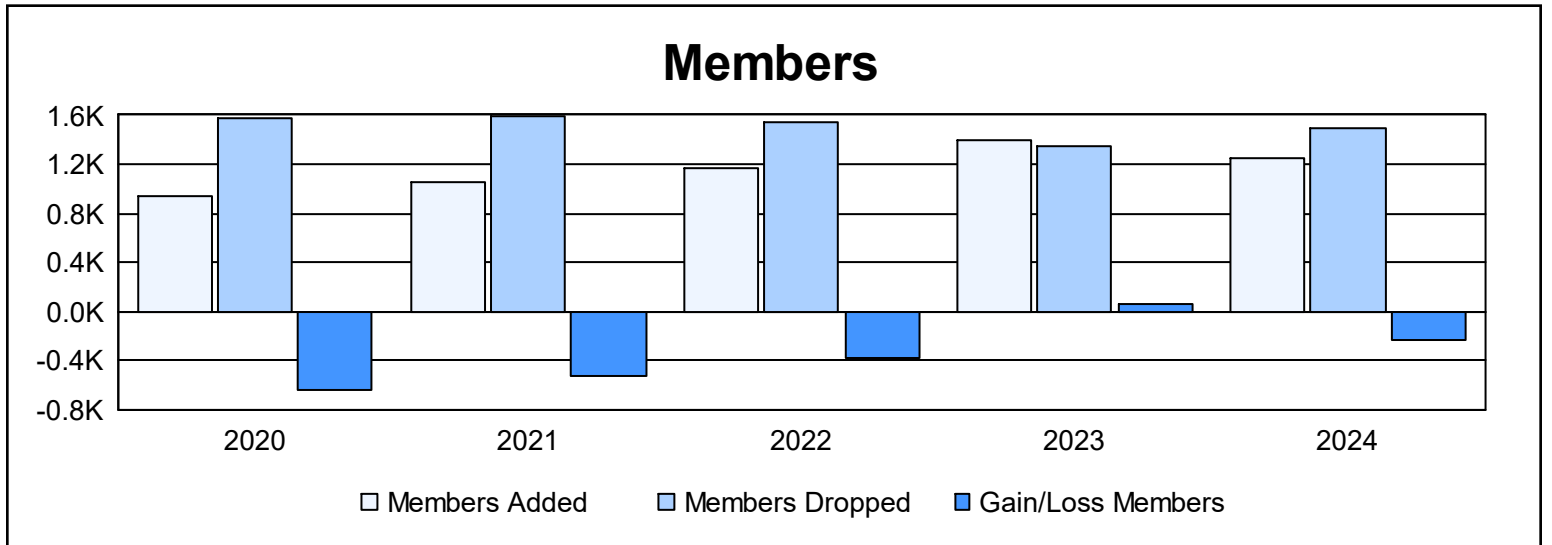
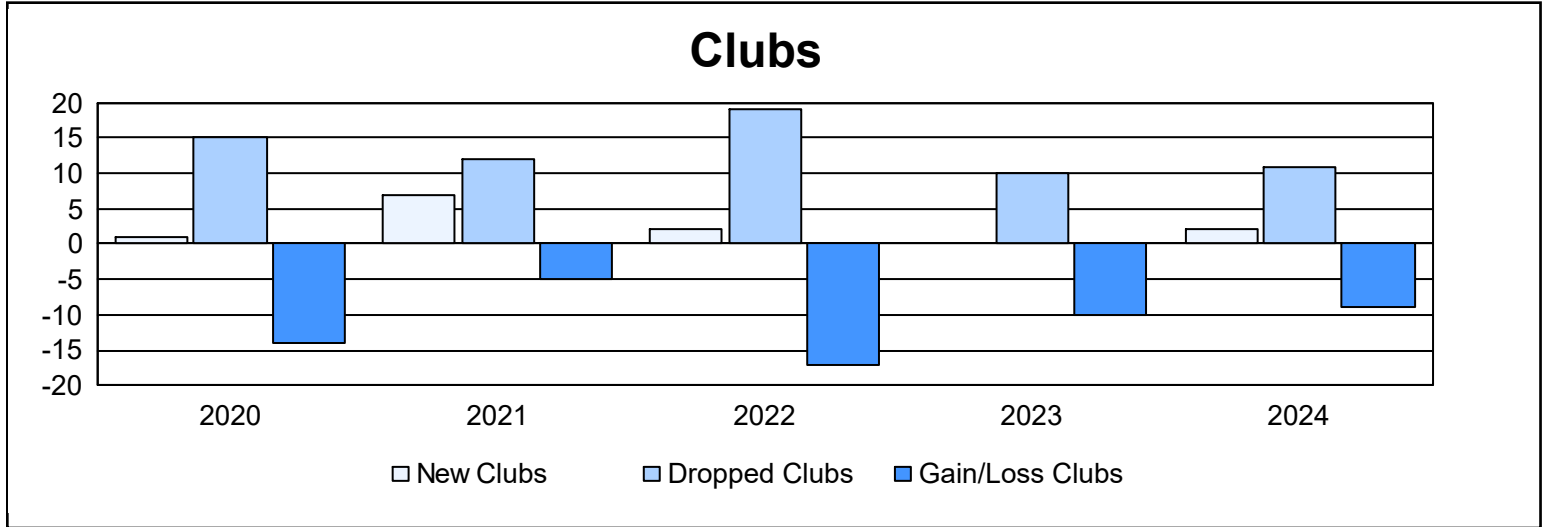


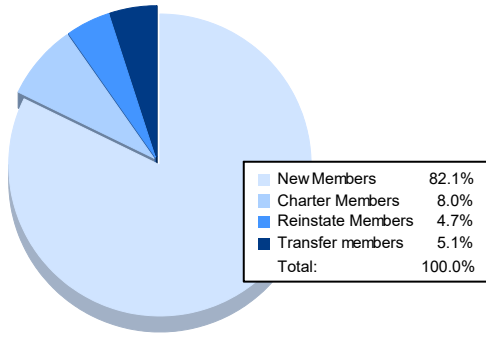
Multiple District 1

As of June 2024 Cumulative

Year	New Clubs	Dropped Clubs	Gain/ Loss Clubs	New Members	Charter Members	Reinstate Members	Transfer Members	Total Member Added	Total Members Dropped	Gain/ Loss Members
2019-2020	1	15	-14	811	34	50	48	943	1,580	-637
2020-2021	7	12	-5	709	211	90	49	1,059	1,592	-533
2021-2022	2	19	-17	991	45	86	46	1,168	1,540	-372
2022-2023	0	10	-10	1,206	3	127	59	1,395	1,339	56
2023-2024	2	11	-9	1,025	100	59	64	1,248	1,486	-238
Average	2	13	-11	948	79	82	53	1,163	1,507	-345



Membership Composition June 2024 Cumulative



Gender Composition June 2024 Cumulative

