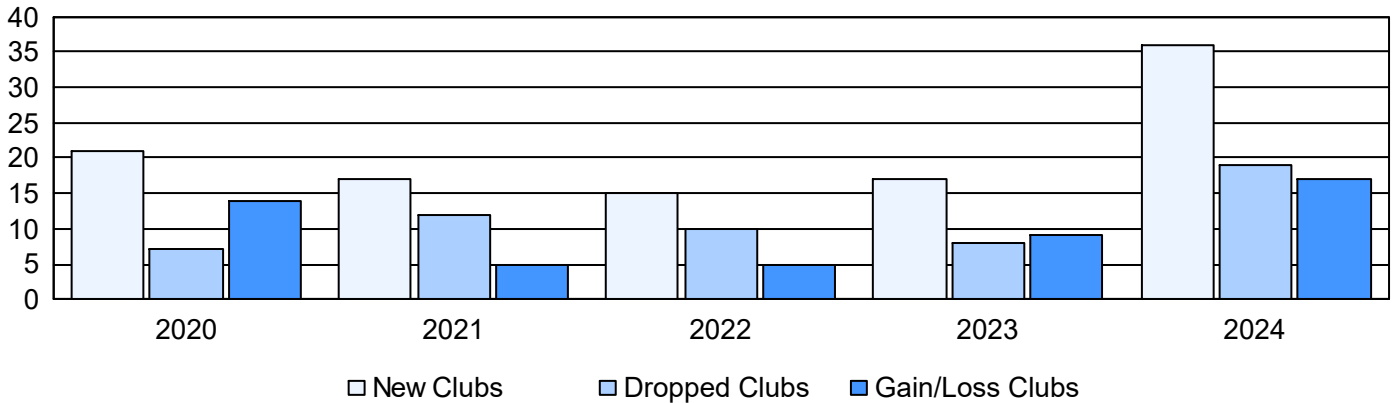
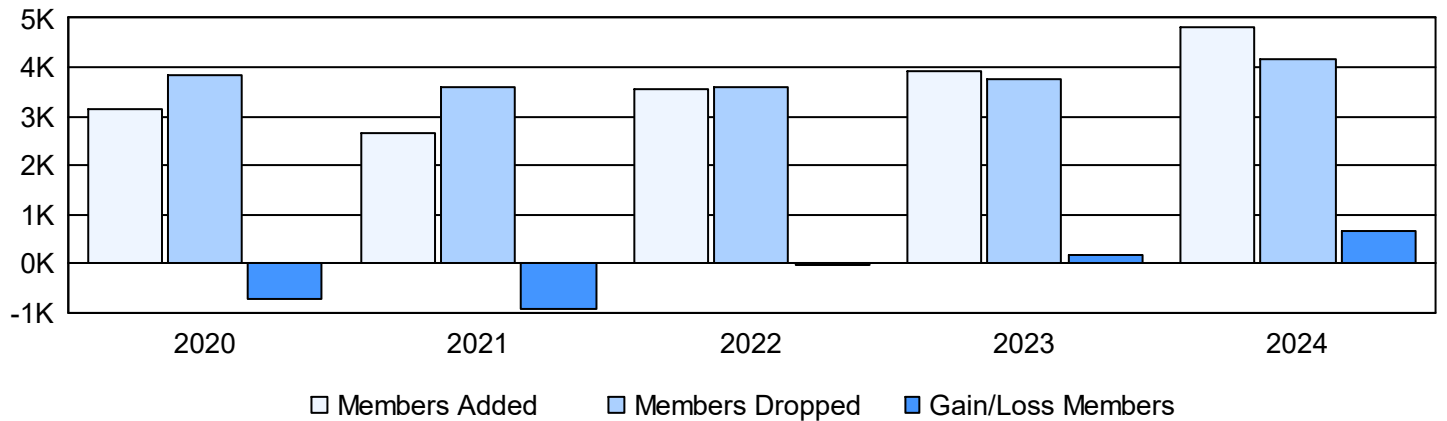


Year	New Clubs	Dropped Clubs	Gain/ Loss Clubs	New Members	Charter Members	Reinstate Members	Transfer Members	Total Member Added	Total Members Dropped	Gain/ Loss Members
2019-2020	21	7	14	2,220	570	115	242	3,147	3,853	-706
2020-2021	17	12	5	1,806	476	138	227	2,647	3,583	-936
2021-2022	15	10	5	2,726	474	107	246	3,553	3,596	-43
2022-2023	17	8	9	3,018	492	92	334	3,936	3,770	166
2023-2024	36	19	17	3,278	989	226	320	4,813	4,157	656
Average	21	11	10	2,610	600	136	274	3,619	3,792	-173

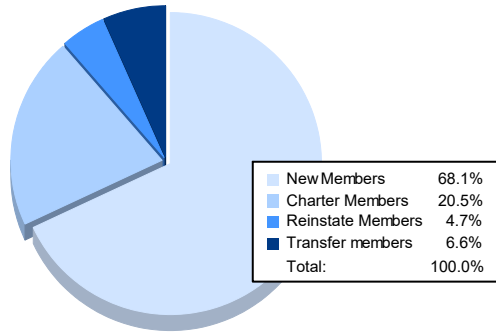
Clubs



Members



Membership Composition June 2024 Cumulative



Gender Composition June 2024 Cumulative

