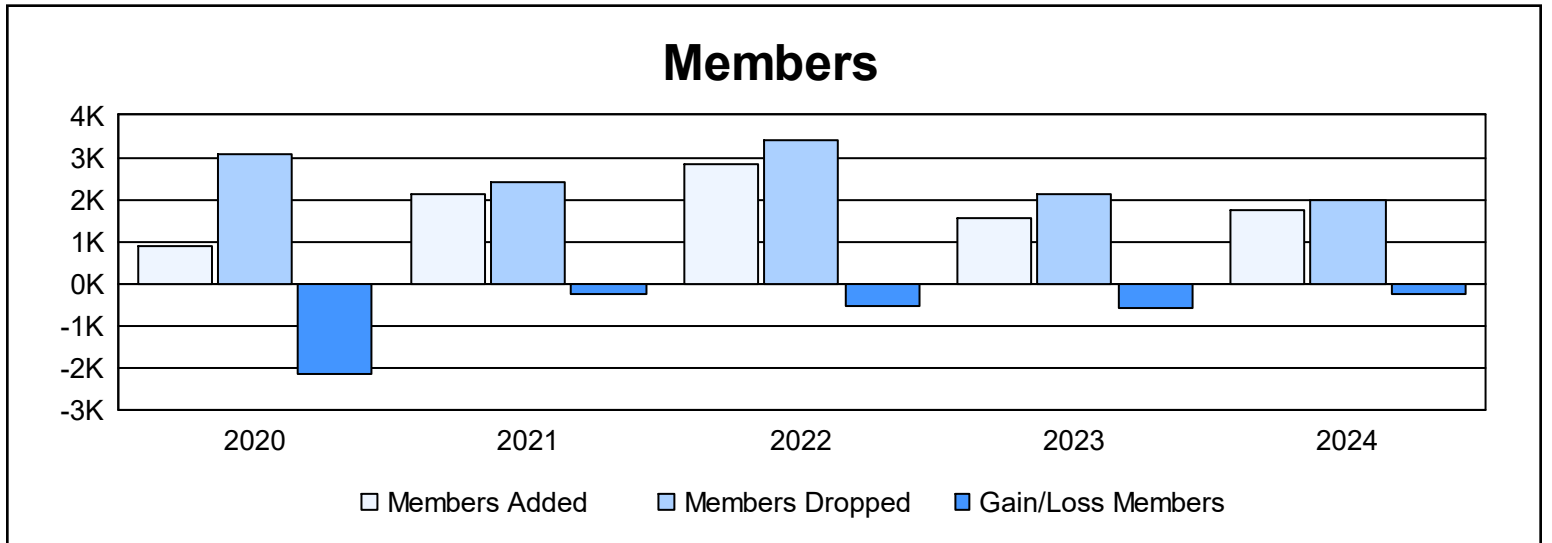
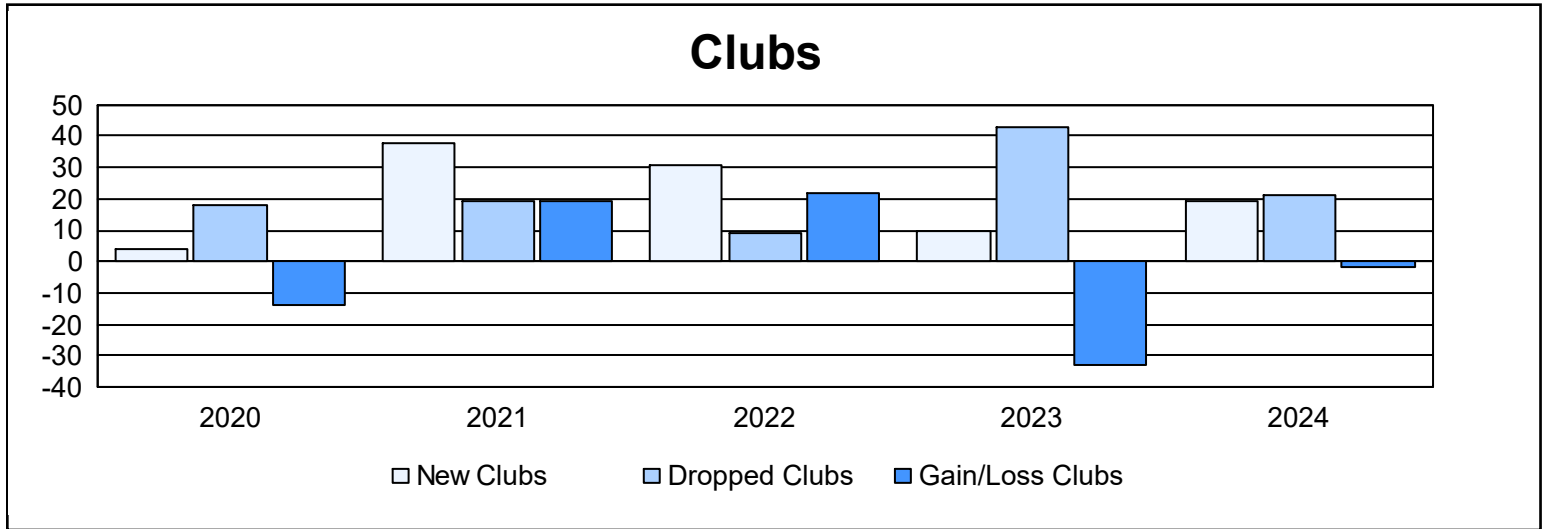
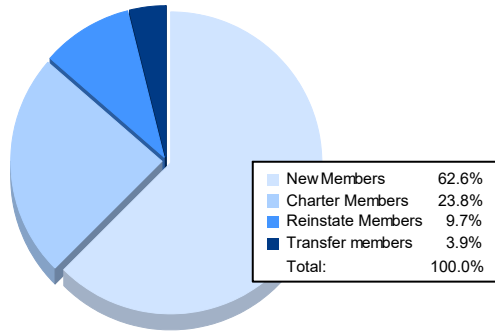


Year	New Clubs	Dropped Clubs	Gain/ Loss Clubs	New Members	Charter Members	Reinstate Members	Transfer Members	Total Member Added	Total Members Dropped	Gain/ Loss Members
2019-2020	4	18	-14	577	144	132	36	889	3,057	-2,168
2020-2021	38	19	19	1,071	846	159	63	2,139	2,392	-253
2021-2022	31	9	22	1,685	907	115	146	2,853	3,406	-553
2022-2023	10	43	-33	942	379	168	57	1,546	2,115	-569
2023-2024	19	21	-2	1,087	414	168	67	1,736	1,983	-247
Average	20	22	-2	1,072	538	148	74	1,833	2,591	-758



Membership Composition June 2024 Cumulative



Gender Composition June 2024 Cumulative

