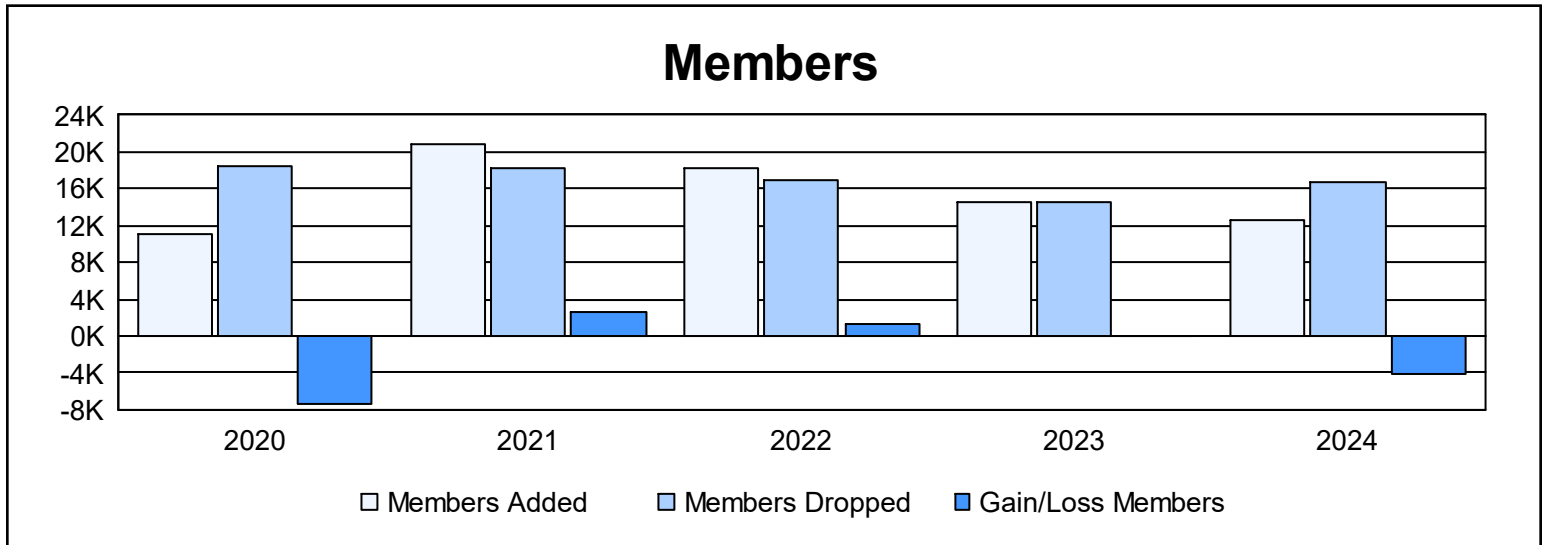
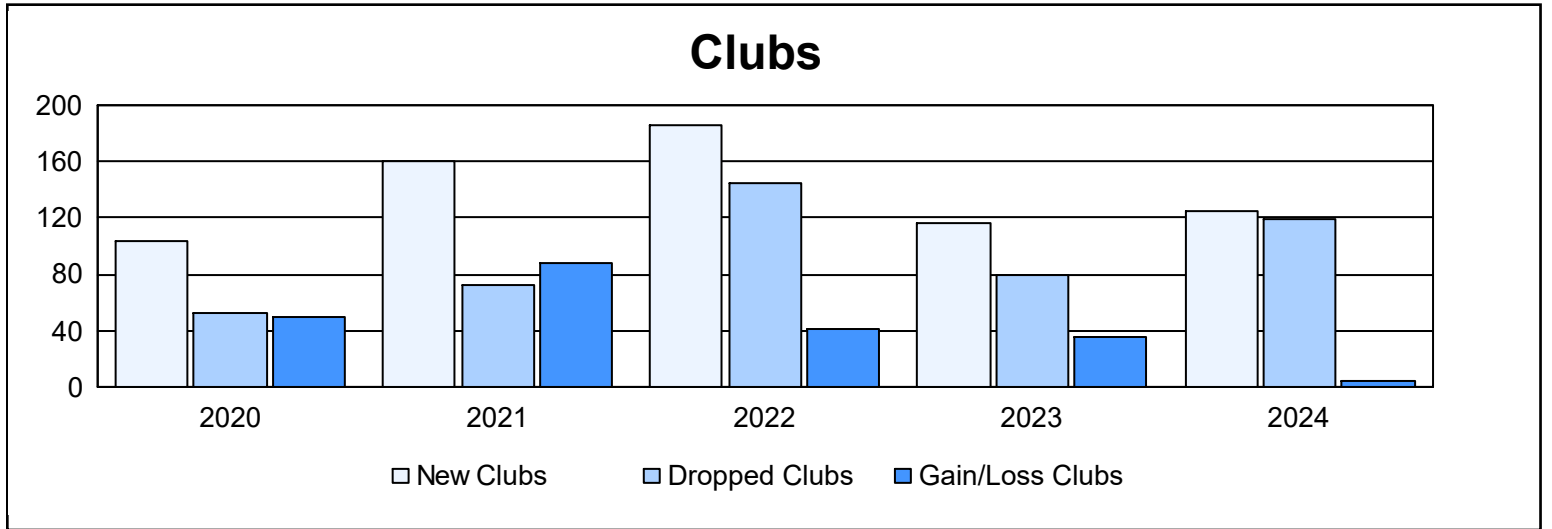
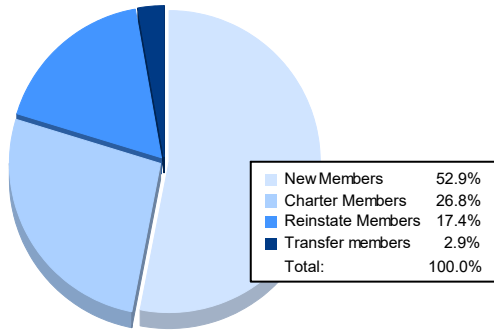


Year	New Clubs	Dropped Clubs	Gain/ Loss Clubs	New Members	Charter Members	Reinstate Members	Transfer Members	Total Member Added	Total Members Dropped	Gain/ Loss Members
2019-2020	103	53	50	6,674	2,892	1,223	309	11,098	18,446	-7,348
2020-2021	160	72	88	11,941	4,828	3,341	695	20,805	18,245	2,560
2021-2022	185	144	41	9,610	5,629	2,561	453	18,253	16,910	1,343
2022-2023	116	80	36	8,116	3,586	2,408	440	14,550	14,509	41
2023-2024	124	119	5	6,713	3,398	2,206	364	12,681	16,764	-4,083
Average	138	94	44	8,611	4,067	2,348	452	15,477	16,975	-1,497



Membership Composition June 2024 Cumulative



Gender Composition June 2024 Cumulative

