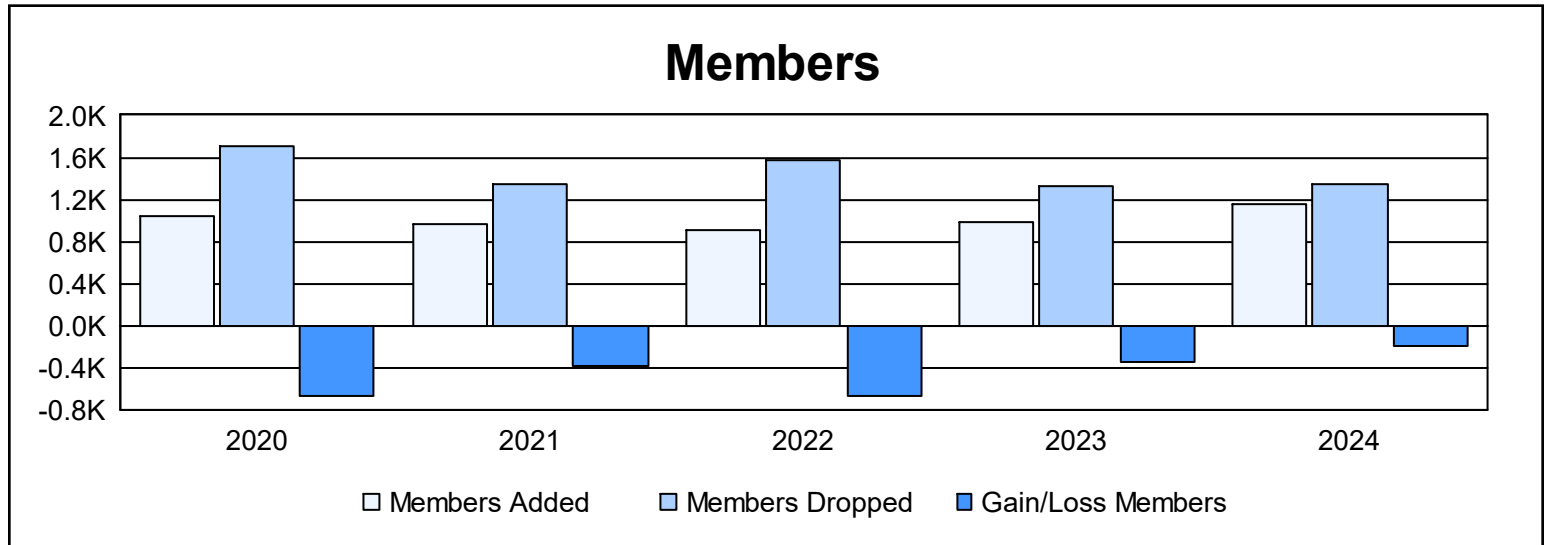
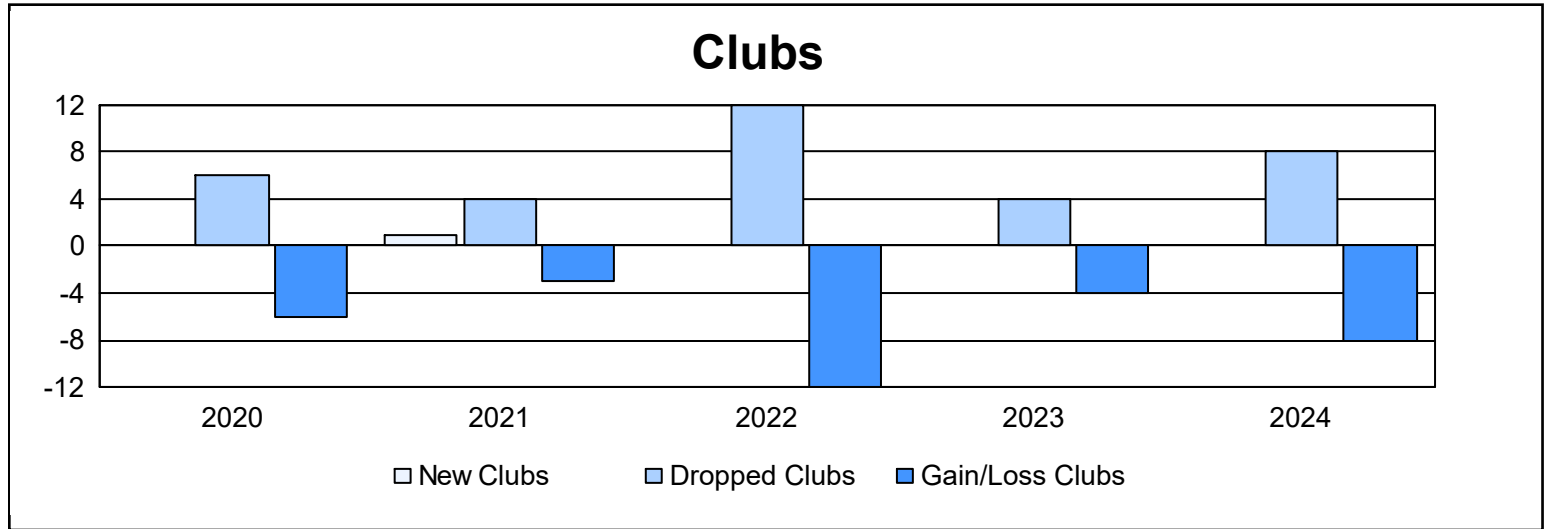
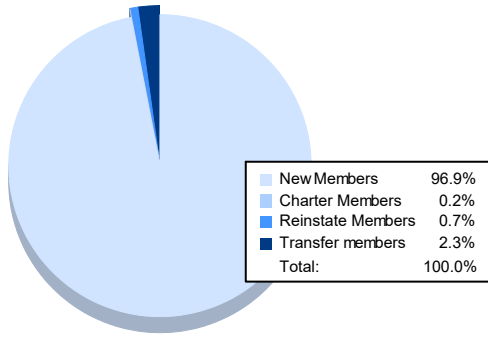


Year	New Clubs	Dropped Clubs	Gain/ Loss Clubs	New Members	Charter Members	Reinstate Members	Transfer Members	Total Member Added	Total Members Dropped	Gain/ Loss Members
2019-2020	0	6	-6	983	2	16	42	1,043	1,705	-662
2020-2021	1	4	-3	884	25	21	29	959	1,341	-382
2021-2022	0	12	-12	846	7	17	31	901	1,576	-675
2022-2023	0	4	-4	920	1	18	44	983	1,327	-344
2023-2024	0	8	-8	1,113	2	8	26	1,149	1,340	-191
<b>Average</b>	<b>0</b>	<b>7</b>	<b>-7</b>	<b>949</b>	<b>7</b>	<b>16</b>	<b>34</b>	<b>1,007</b>	<b>1,458</b>	<b>-451</b>



### Membership Composition June 2024 Cumulative



### Gender Composition June 2024 Cumulative

