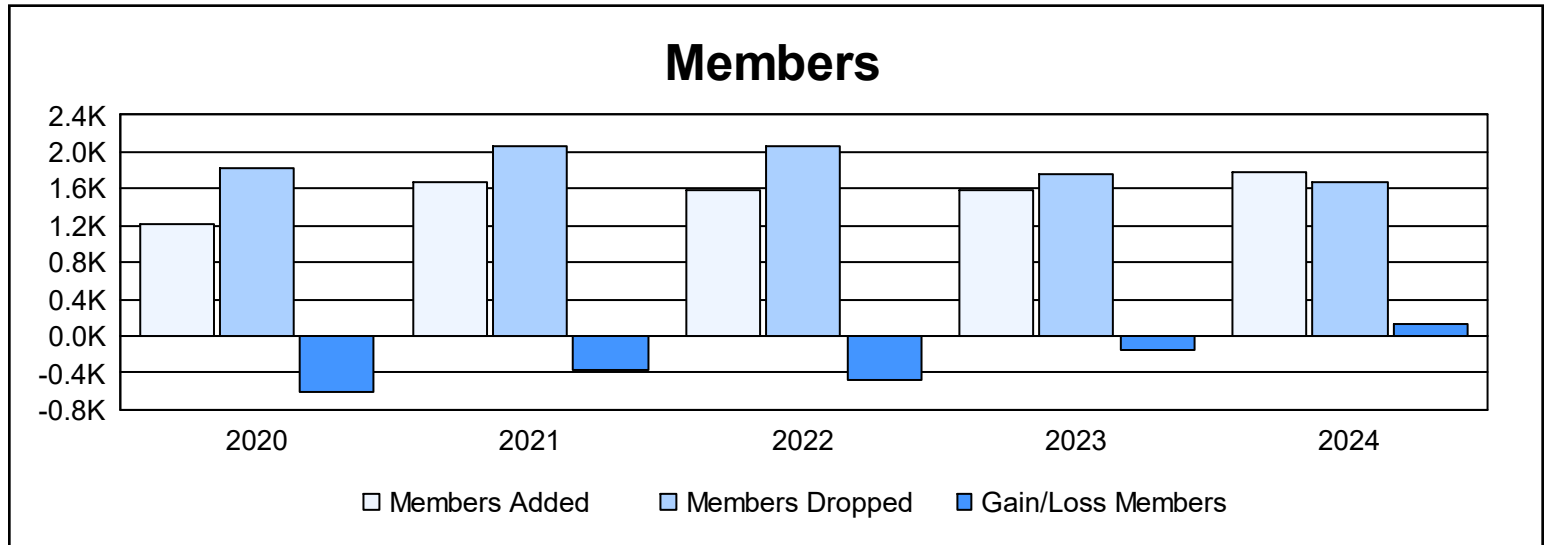
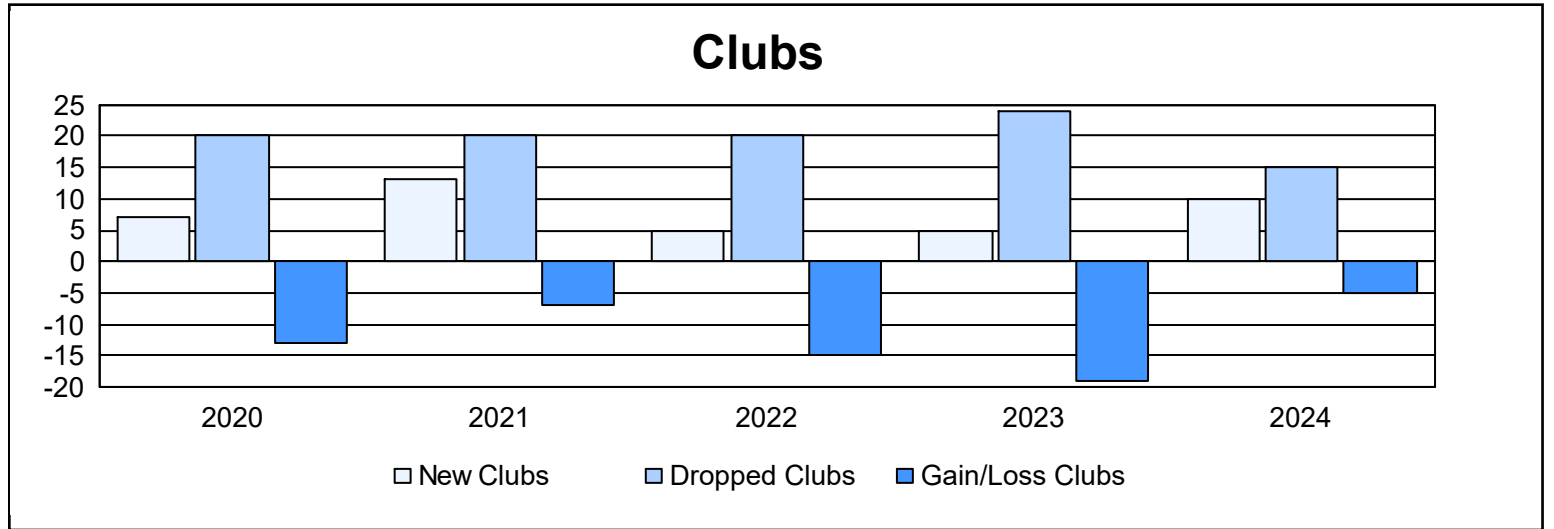
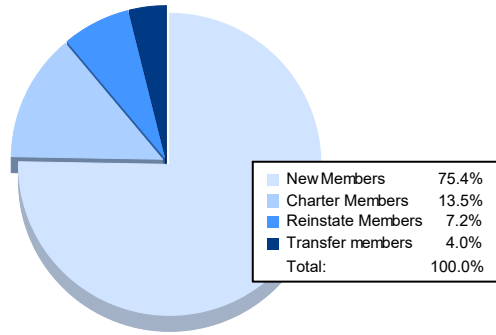


Year	New Clubs	Dropped Clubs	Gain/ Loss Clubs	New Members	Charter Members	Reinstate Members	Transfer Members	Total Member Added	Total Members Dropped	Gain/ Loss Members
2019-2020	7	20	-13	866	204	85	61	1,216	1,820	-604
2020-2021	13	20	-7	1,116	402	121	42	1,681	2,057	-376
2021-2022	5	20	-15	1,220	163	150	51	1,584	2,058	-474
2022-2023	5	24	-19	1,177	168	132	113	1,590	1,749	-159
2023-2024	10	15	-5	1,349	241	128	71	1,789	1,669	120
<b>Average</b>	<b>8</b>	<b>20</b>	<b>-12</b>	<b>1,146</b>	<b>236</b>	<b>123</b>	<b>68</b>	<b>1,572</b>	<b>1,871</b>	<b>-299</b>



### Membership Composition June 2024 Cumulative



### Gender Composition June 2024 Cumulative

