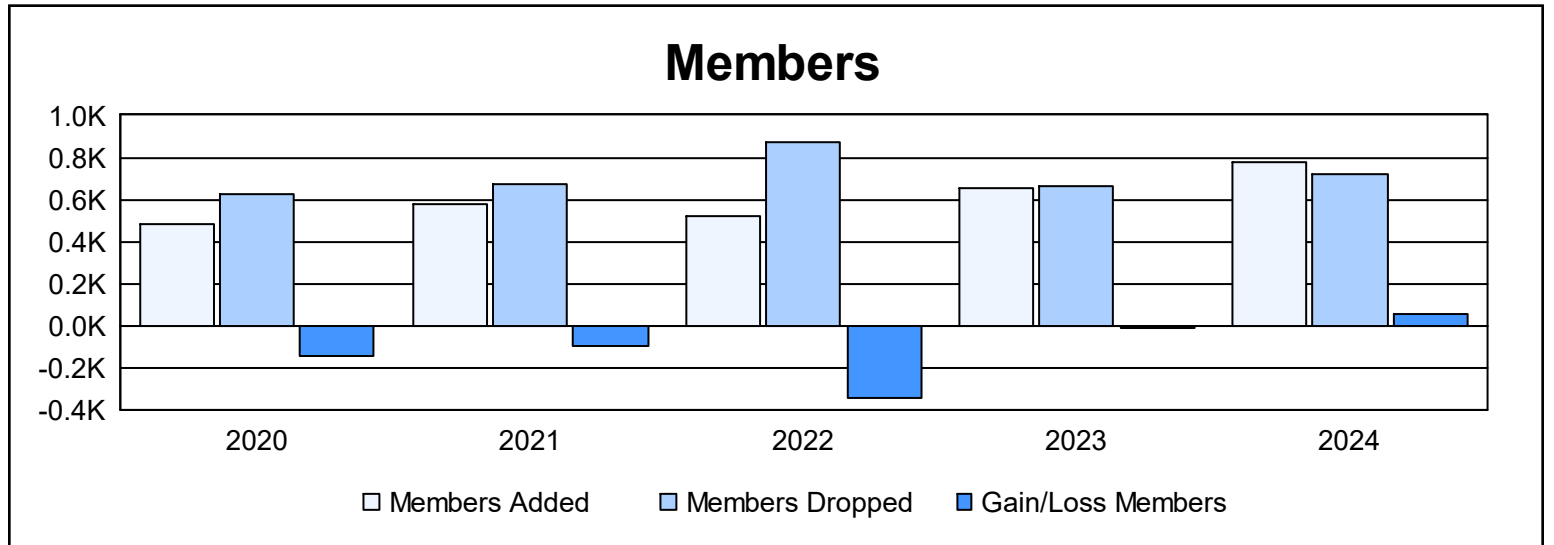
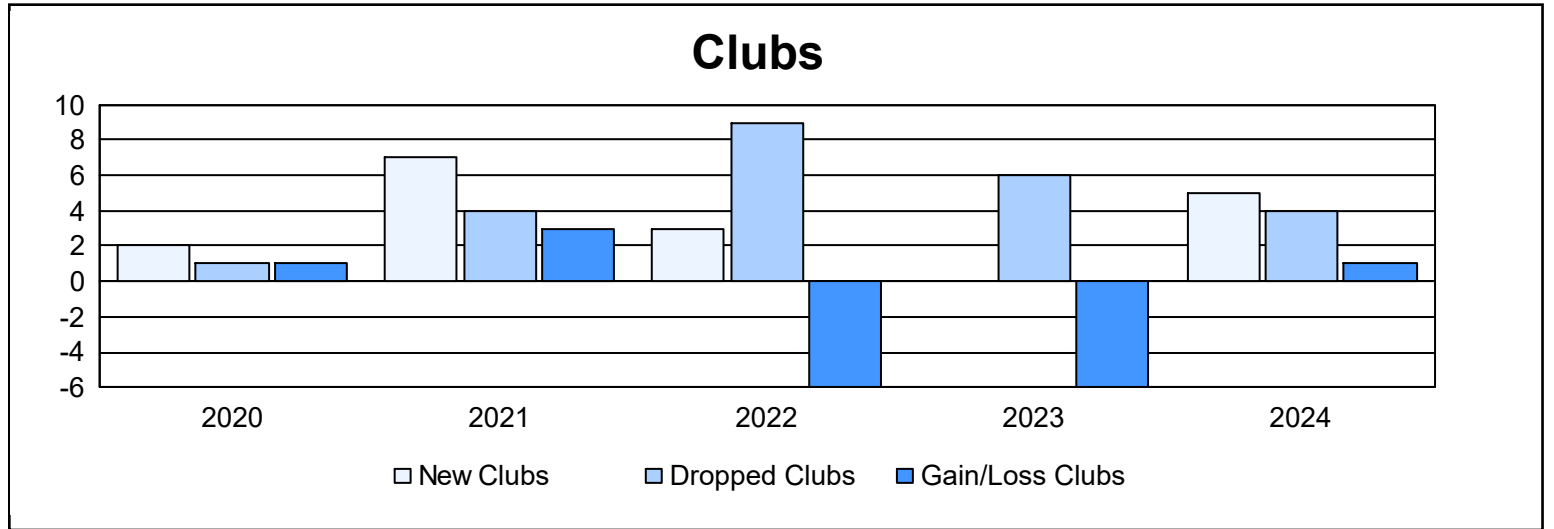


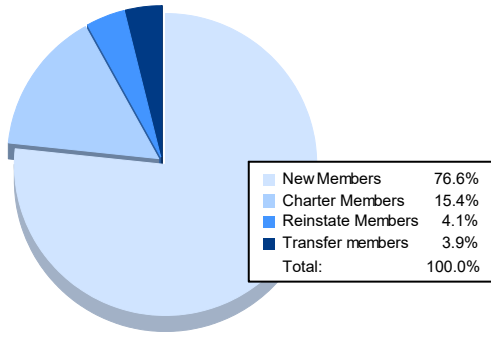
**Multiple District N**

As of June 2024 Cumulative

Year	New Clubs	Dropped Clubs	Gain/ Loss Clubs	New Members	Charter Members	Reinstate Members	Transfer Members	Total Member Added	Total Members Dropped	Gain/ Loss Members
2019-2020	2	1	1	378	53	19	28	478	622	-144
2020-2021	7	4	3	375	172	13	18	578	673	-95
2021-2022	3	9	-6	380	80	29	34	523	870	-347
2022-2023	0	6	-6	584	12	21	36	653	666	-13
2023-2024	5	4	1	593	119	32	30	774	720	54
<b>Average</b>	<b>3</b>	<b>5</b>	<b>-1</b>	<b>462</b>	<b>87</b>	<b>23</b>	<b>29</b>	<b>601</b>	<b>710</b>	<b>-109</b>



### Membership Composition June 2024 Cumulative



### Gender Composition June 2024 Cumulative

