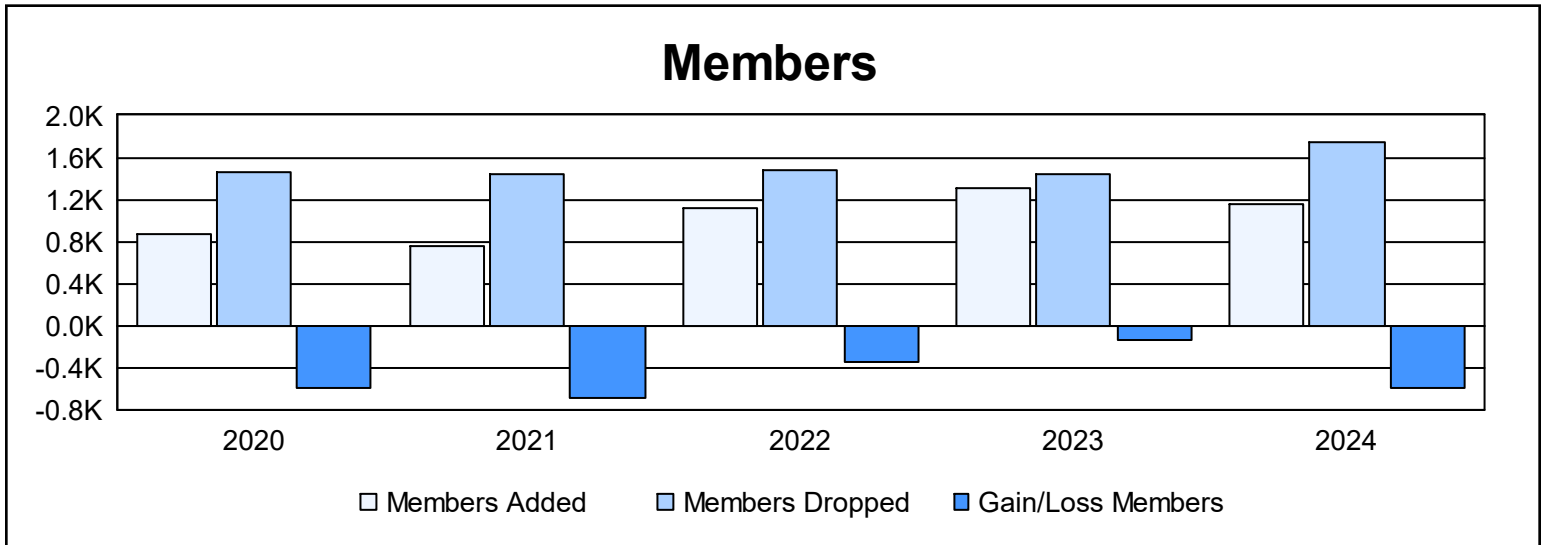
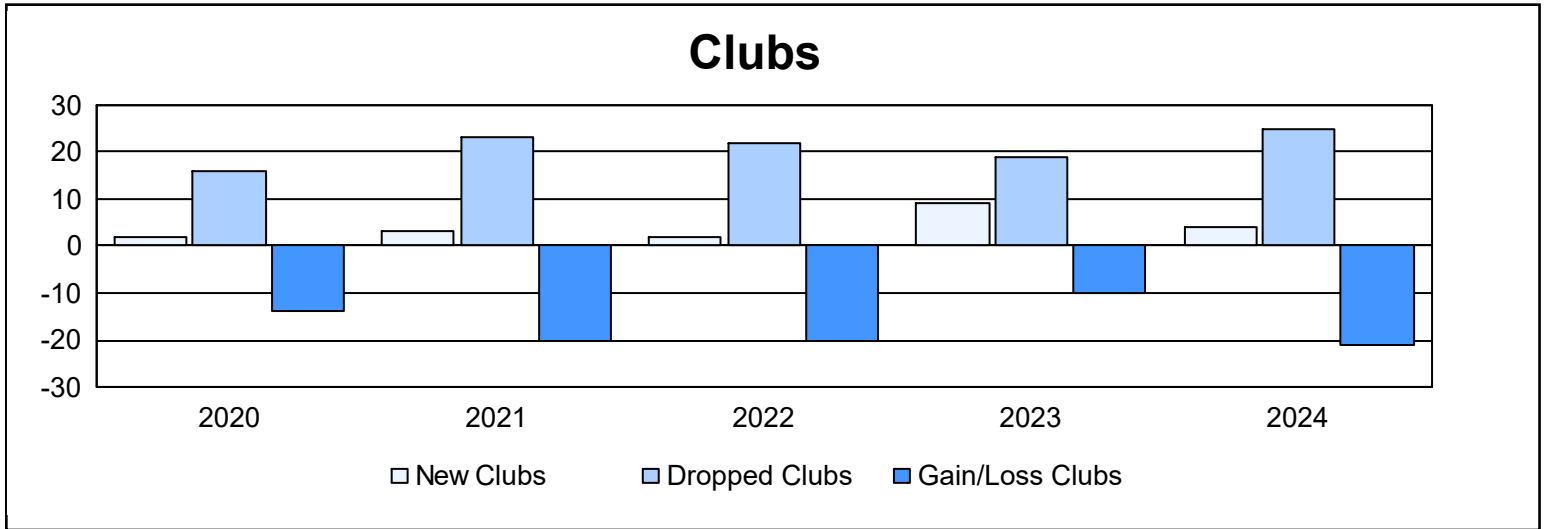
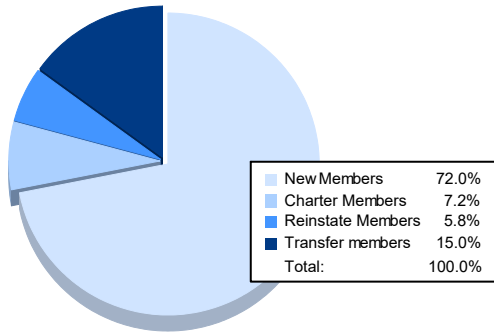


Year	New Clubs	Dropped Clubs	Gain/ Loss Clubs	New Members	Charter Members	Reinstate Members	Transfer Members	Total Member Added	Total Members Dropped	Gain/ Loss Members
2019-2020	2	16	-14	629	73	51	112	865	1,456	-591
2020-2021	3	23	-20	538	96	31	93	758	1,438	-680
2021-2022	2	22	-20	888	75	41	116	1,120	1,469	-349
2022-2023	9	19	-10	881	280	51	102	1,314	1,448	-134
2023-2024	4	25	-21	827	83	67	172	1,149	1,743	-594
<b>Average</b>	<b>4</b>	<b>21</b>	<b>-17</b>	<b>753</b>	<b>121</b>	<b>48</b>	<b>119</b>	<b>1,041</b>	<b>1,511</b>	<b>-470</b>



### Membership Composition June 2024 Cumulative



### Gender Composition June 2024 Cumulative

