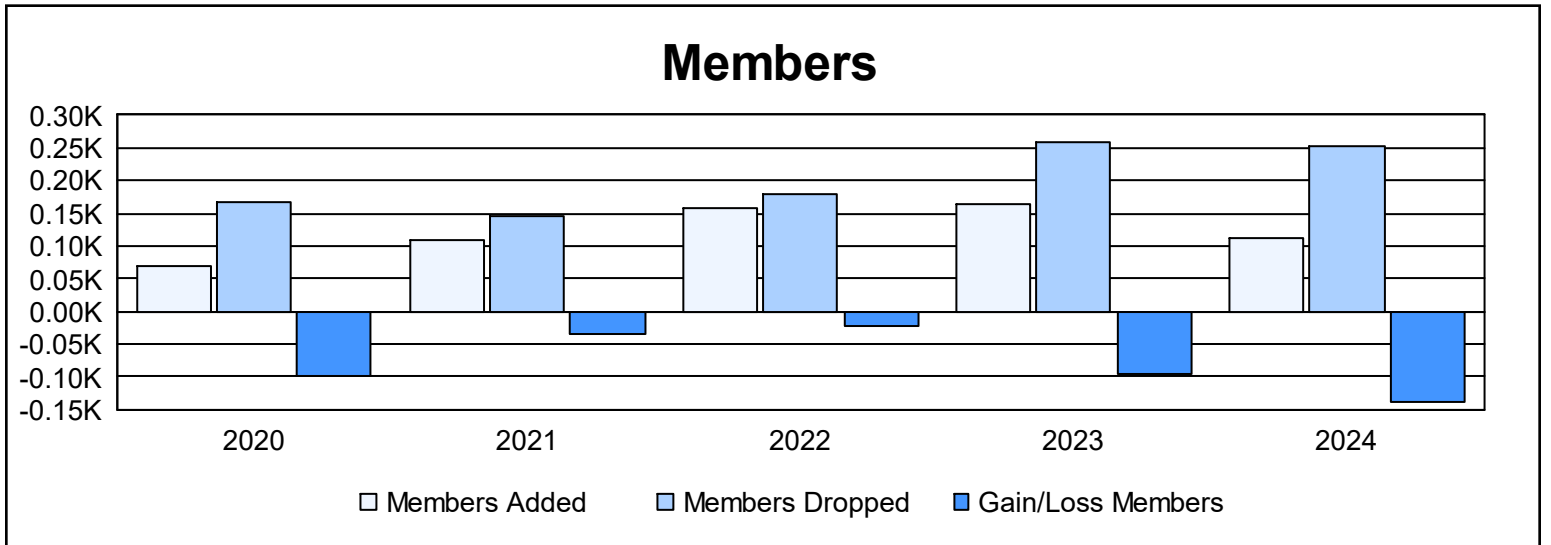
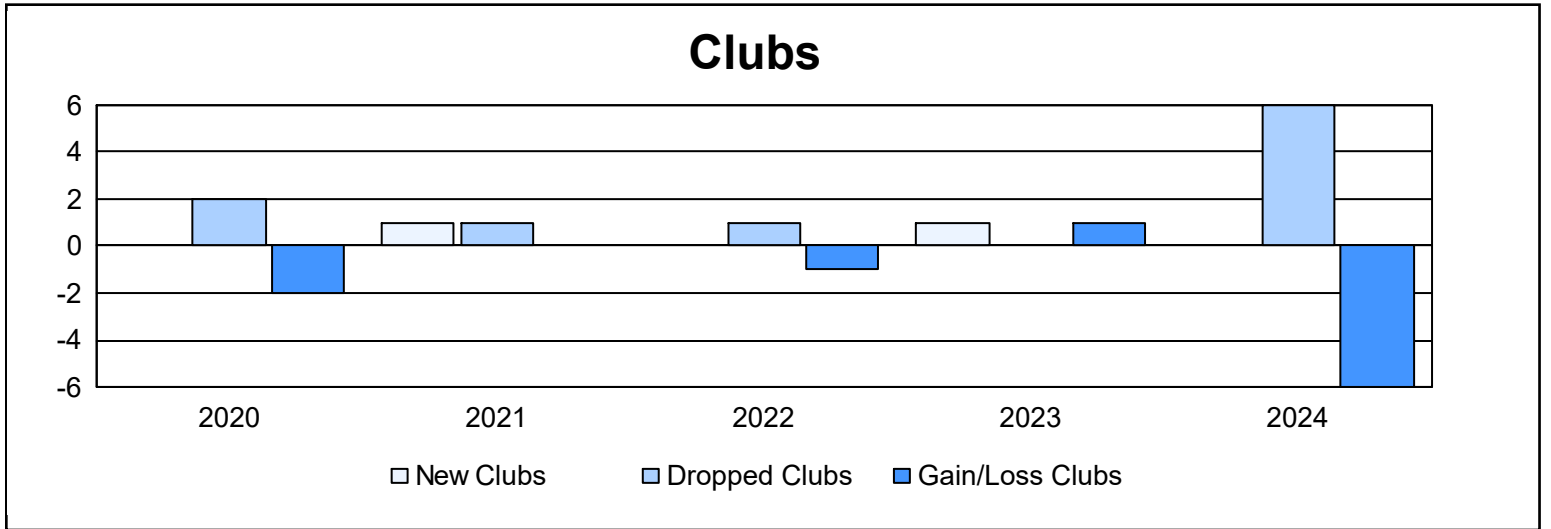
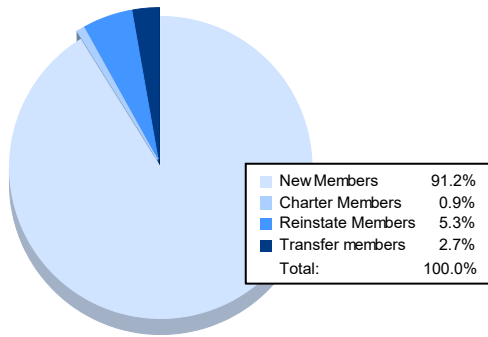


Year	New Clubs	Dropped Clubs	Gain/ Loss Clubs	New Members	Charter Members	Reinstate Members	Transfer Members	Total Member Added	Total Members Dropped	Gain/ Loss Members
2019-2020	0	2	-2	60	0	2	6	68	166	-98
2020-2021	1	1	0	56	46	4	3	109	145	-36
2021-2022	0	1	-1	127	2	22	7	158	180	-22
2022-2023	1	0	1	84	78	0	1	163	259	-96
2023-2024	0	6	-6	103	1	6	3	113	252	-139
<b>Average</b>	<b>0</b>	<b>2</b>	<b>-2</b>	<b>86</b>	<b>25</b>	<b>7</b>	<b>4</b>	<b>122</b>	<b>200</b>	<b>-78</b>



### Membership Composition June 2024 Cumulative



### Gender Composition June 2024 Cumulative

