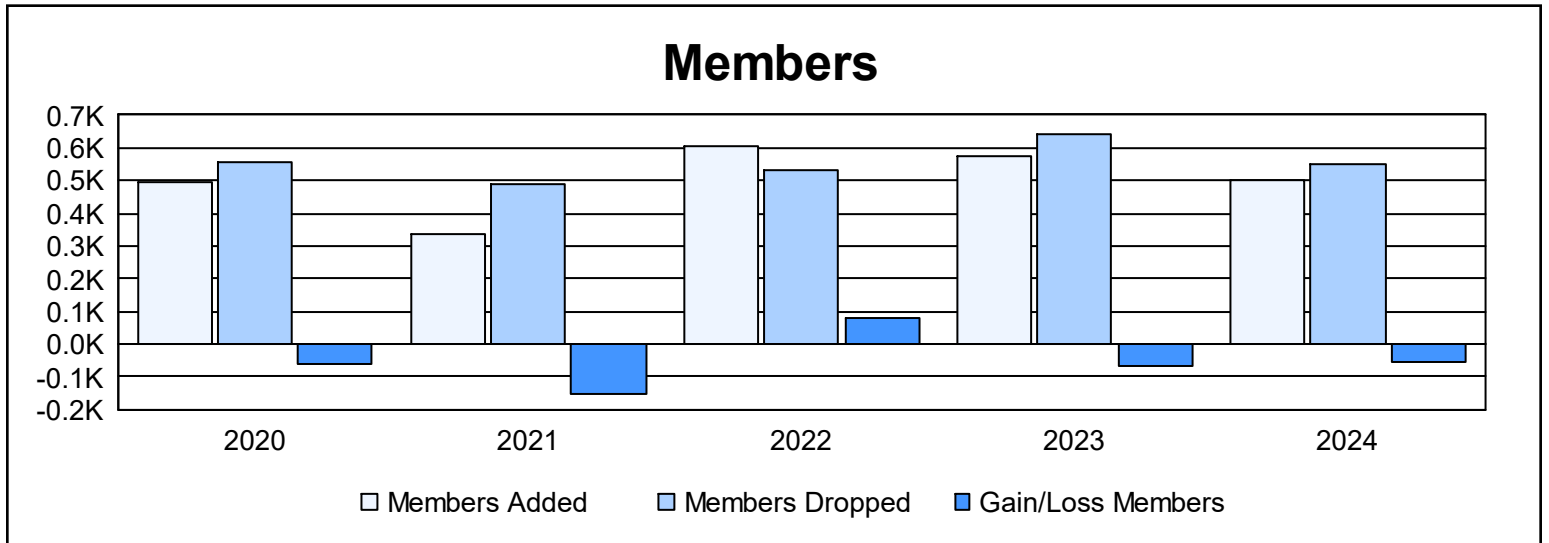
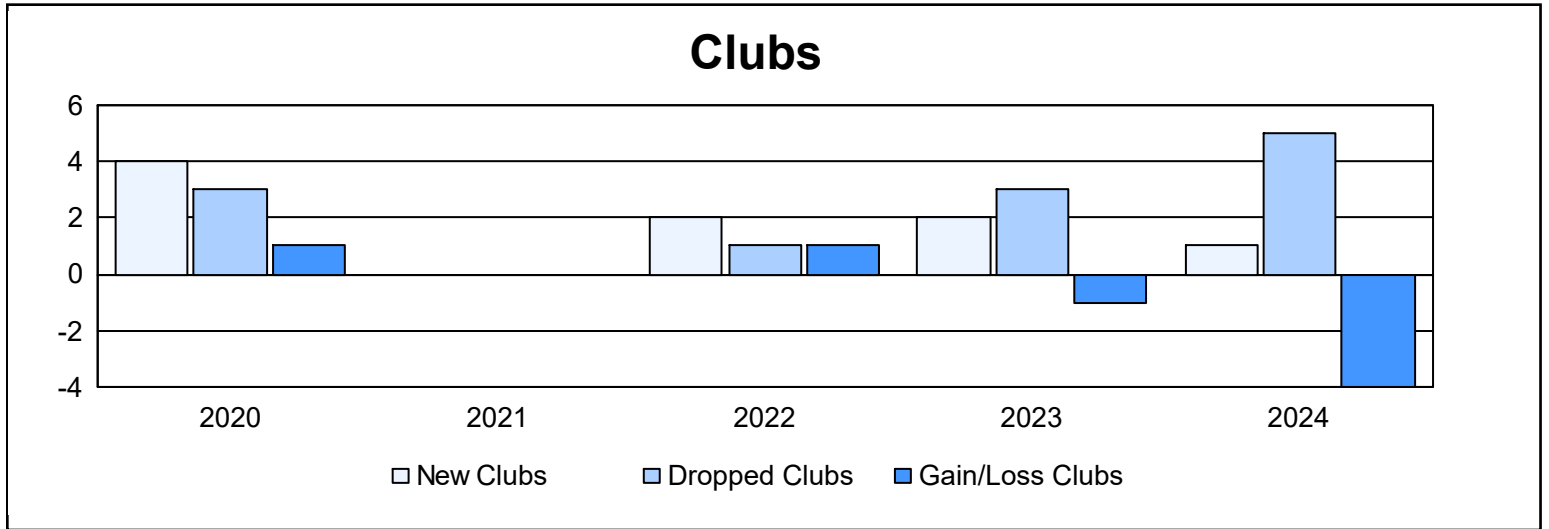


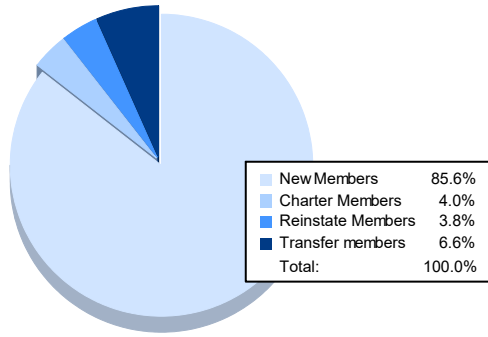
Multiple District 23

As of June 2024 Cumulative

Year	New Clubs	Dropped Clubs	Gain/ Loss Clubs	New Members	Charter Members	Reinstate Members	Transfer Members	Total Member Added	Total Members Dropped	Gain/ Loss Members
2019-2020	4	3	1	346	115	18	17	496	558	-62
2020-2021	0	0	0	284	13	25	16	338	491	-153
2021-2022	2	1	1	489	53	43	23	608	530	78
2022-2023	2	3	-1	447	80	16	31	574	642	-68
2023-2024	1	5	-4	427	20	19	33	499	553	-54
Average	2	2	-1	399	56	24	24	503	555	-52



Membership Composition June 2024 Cumulative



Gender Composition June 2024 Cumulative

