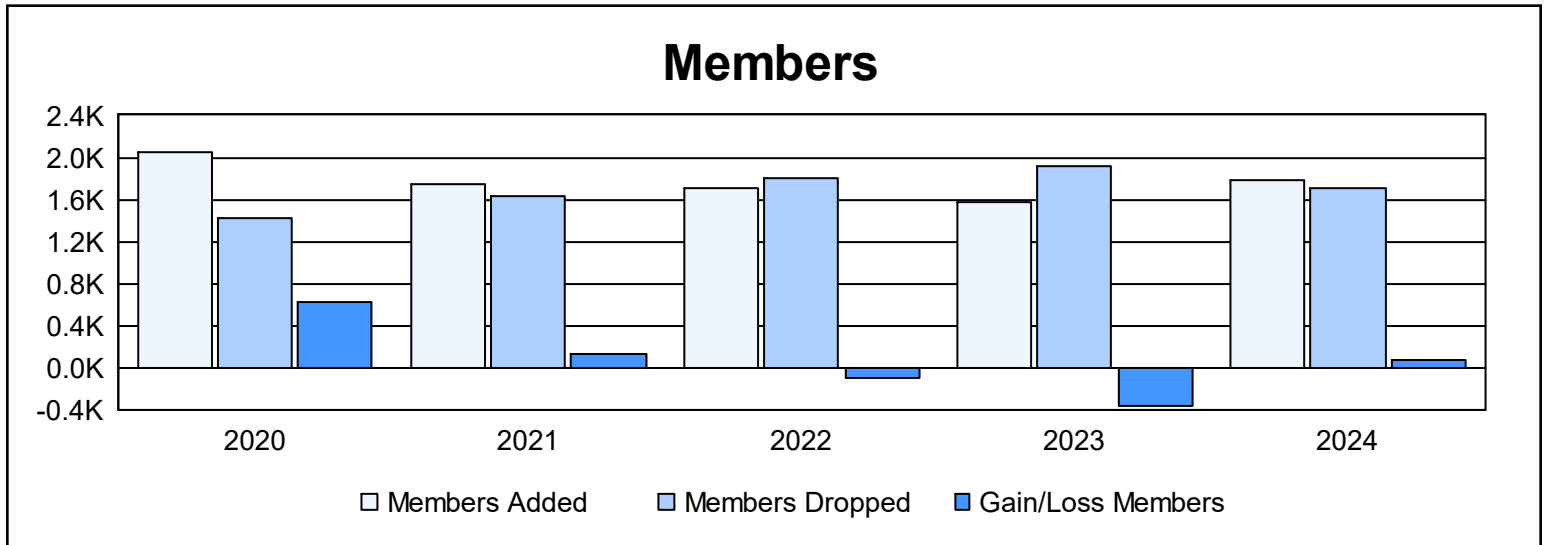
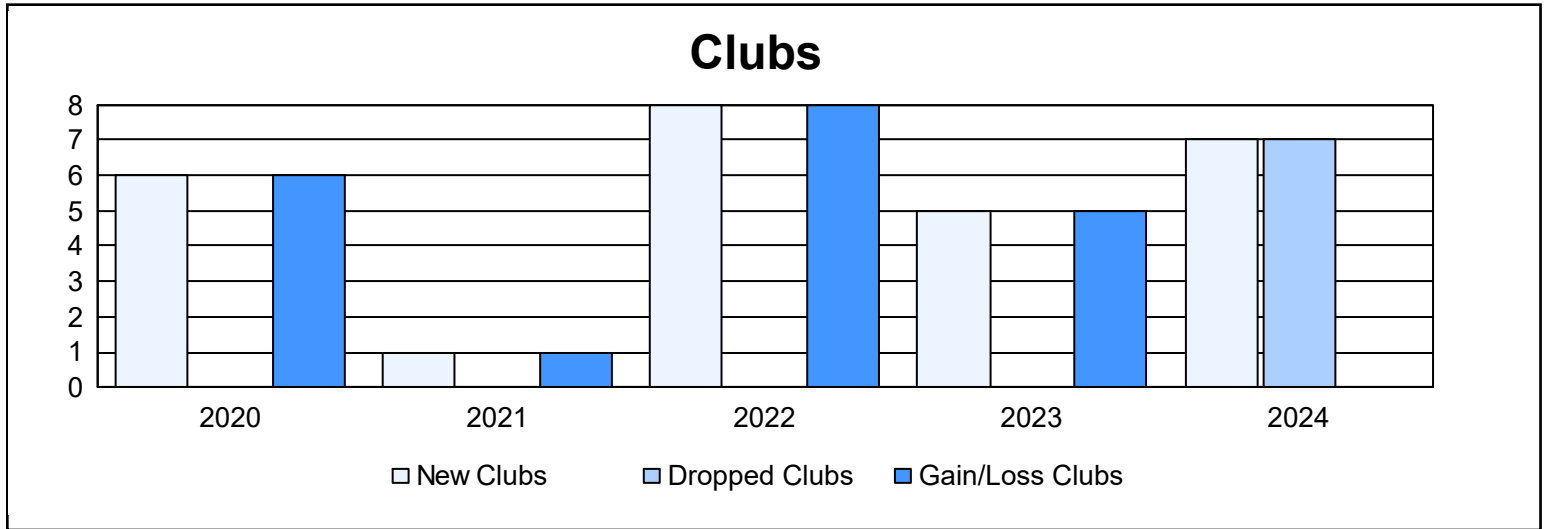
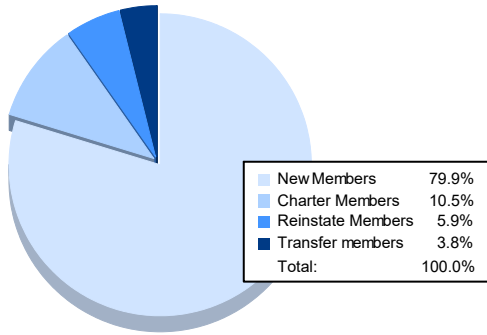


Year	New Clubs	Dropped Clubs	Gain/Loss Clubs	New Members	Charter Members	Reinstate Members	Transfer Members	Total Member Added	Total Members Dropped	Gain/Loss Members
2019-2020	6	0	6	1,598	225	178	46	2,047	1,420	627
2020-2021	1	0	1	1,571	48	83	49	1,751	1,625	126
2021-2022	8	0	8	1,221	313	105	68	1,707	1,797	-90
2022-2023	5	0	5	1,238	185	82	61	1,566	1,924	-358
2023-2024	7	7	0	1,427	187	105	68	1,787	1,706	81
Average	5	1	4	1,411	192	111	58	1,772	1,694	77



Membership Composition June 2024 Cumulative



Gender Composition June 2024 Cumulative

