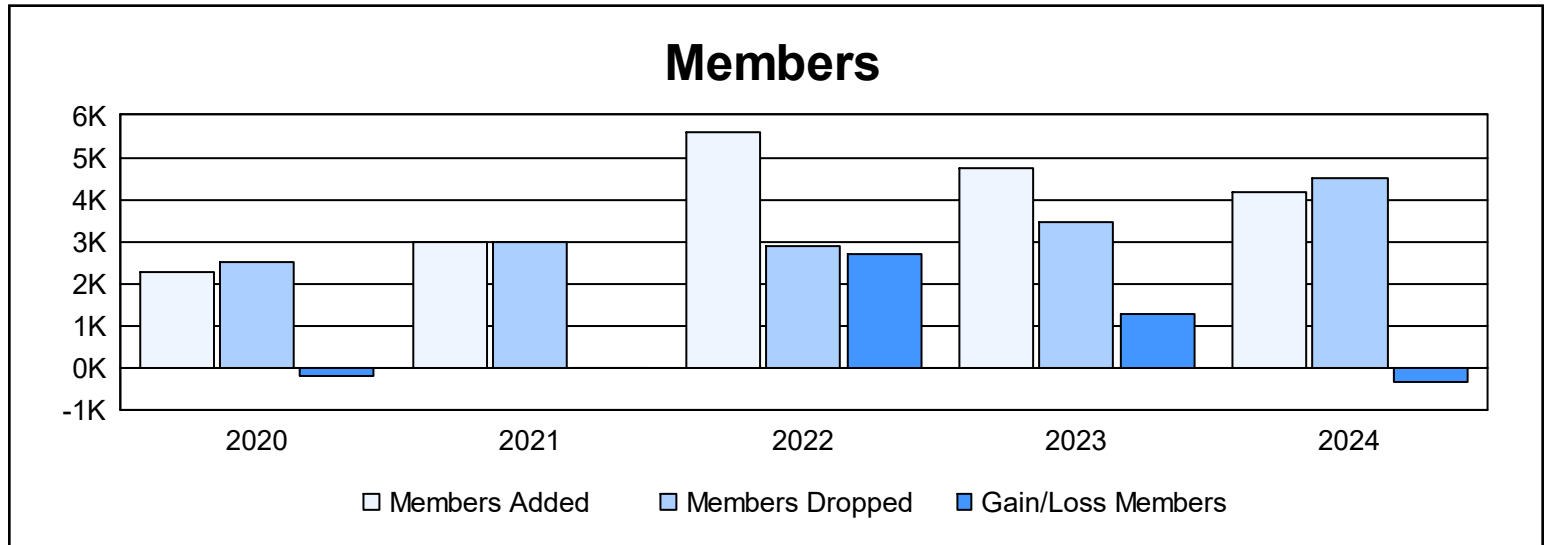
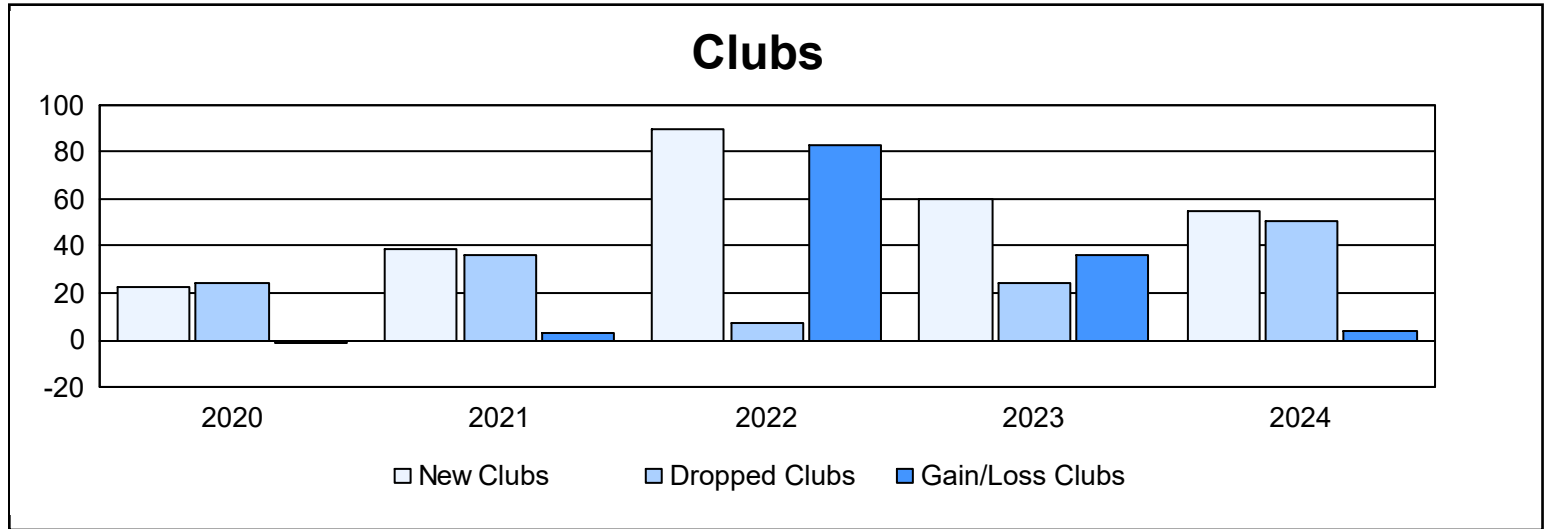
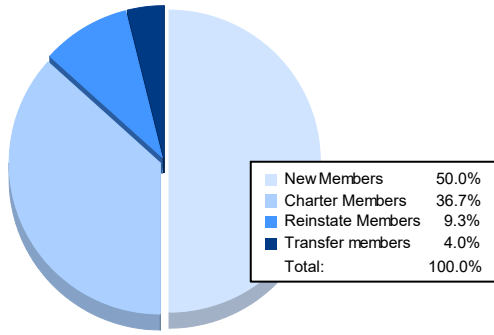


| Year | New Clubs | Dropped Clubs | Gain/ Loss Clubs | New Members | Charter Members | Reinstate Members | Transfer Members | Total Member Added | Total Members Dropped | Gain/ Loss Members |
|----------------|-----------|---------------|------------------|--------------|-----------------|-------------------|------------------|--------------------|-----------------------|--------------------|
| 2019-2020 | 23 | 24 | -1 | 1,393 | 652 | 191 | 44 | 2,280 | 2,502 | -222 |
| 2020-2021 | 39 | 36 | 3 | 1,574 | 1,088 | 255 | 75 | 2,992 | 2,986 | 6 |
| 2021-2022 | 90 | 7 | 83 | 2,814 | 2,324 | 360 | 85 | 5,583 | 2,872 | 2,711 |
| 2022-2023 | 60 | 24 | 36 | 2,544 | 1,846 | 262 | 103 | 4,755 | 3,466 | 1,289 |
| 2023-2024 | 55 | 51 | 4 | 2,081 | 1,527 | 386 | 165 | 4,159 | 4,504 | -345 |
| Average | 53 | 28 | 25 | 2,081 | 1,487 | 291 | 94 | 3,954 | 3,266 | 688 |



Membership Composition June 2024 Cumulative



Gender Composition June 2024 Cumulative

