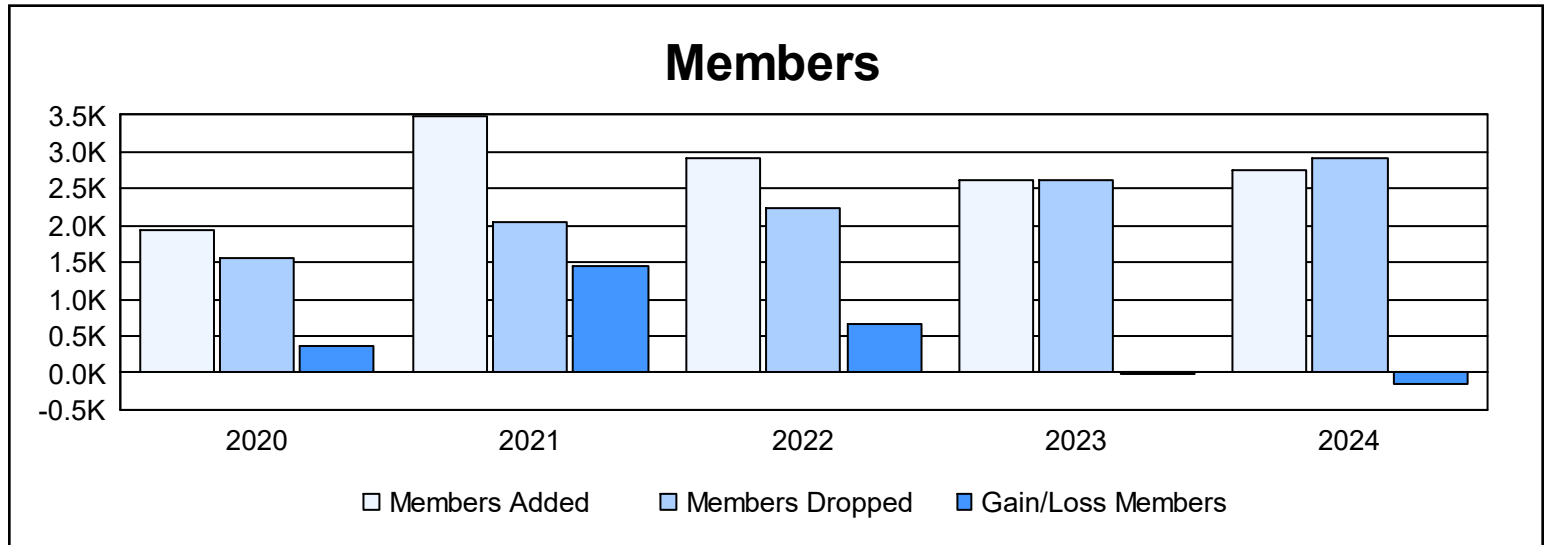
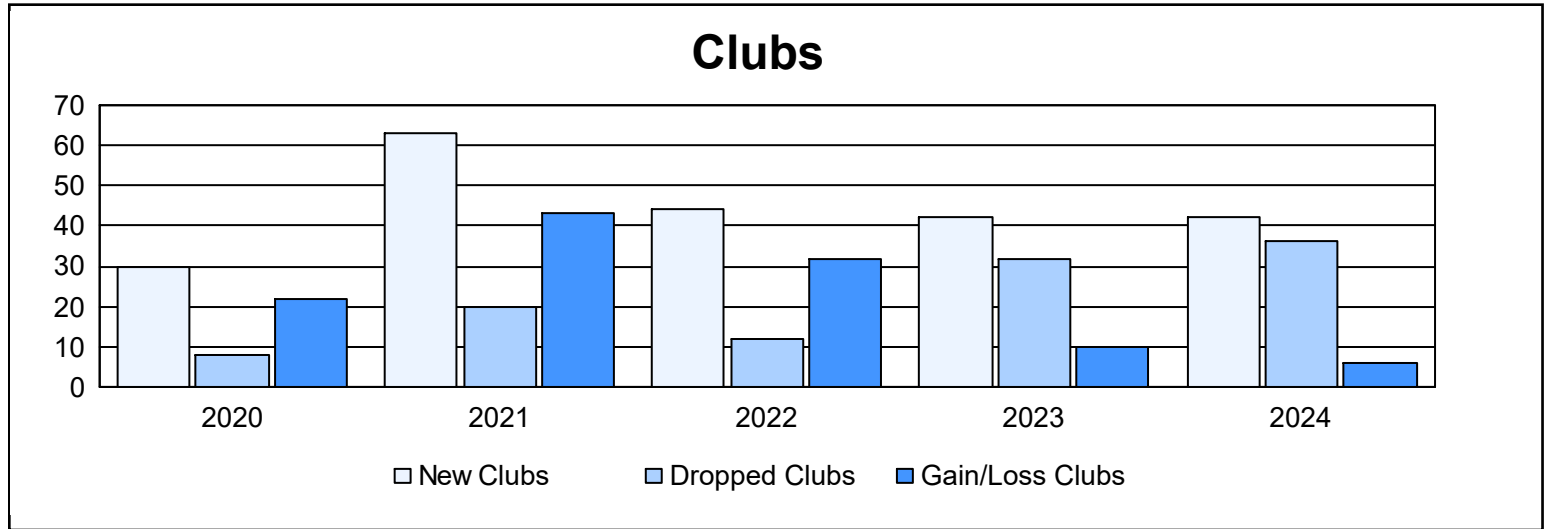
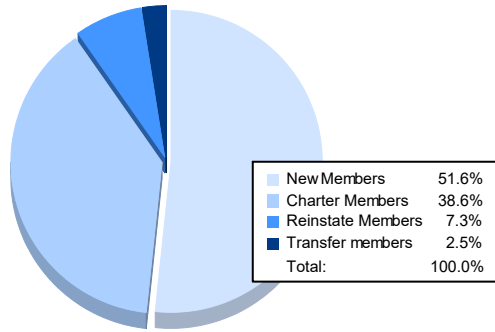


Year	New Clubs	Dropped Clubs	Gain/Loss Clubs	New Members	Charter Members	Reinstate Members	Transfer Members	Total Member Added	Total Members Dropped	Gain/Loss Members
2019-2020	30	8	22	962	814	137	16	1,929	1,561	368
2020-2021	63	20	43	1,819	1,542	82	47	3,490	2,043	1,447
2021-2022	44	12	32	1,678	1,111	102	28	2,919	2,244	675
2022-2023	42	32	10	1,205	1,123	221	66	2,615	2,630	-15
2023-2024	42	36	6	1,423	1,064	201	70	2,758	2,912	-154
Average	44	22	23	1,417	1,131	149	45	2,742	2,278	464



Membership Composition June 2024 Cumulative



Gender Composition June 2024 Cumulative

