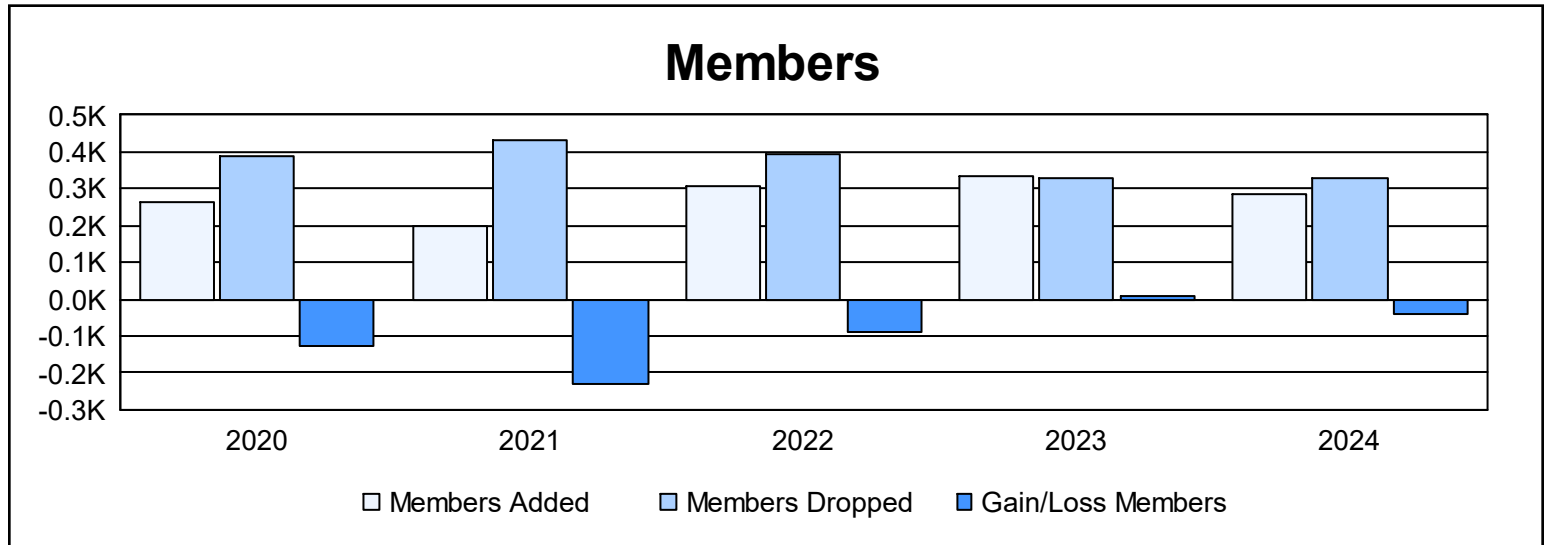
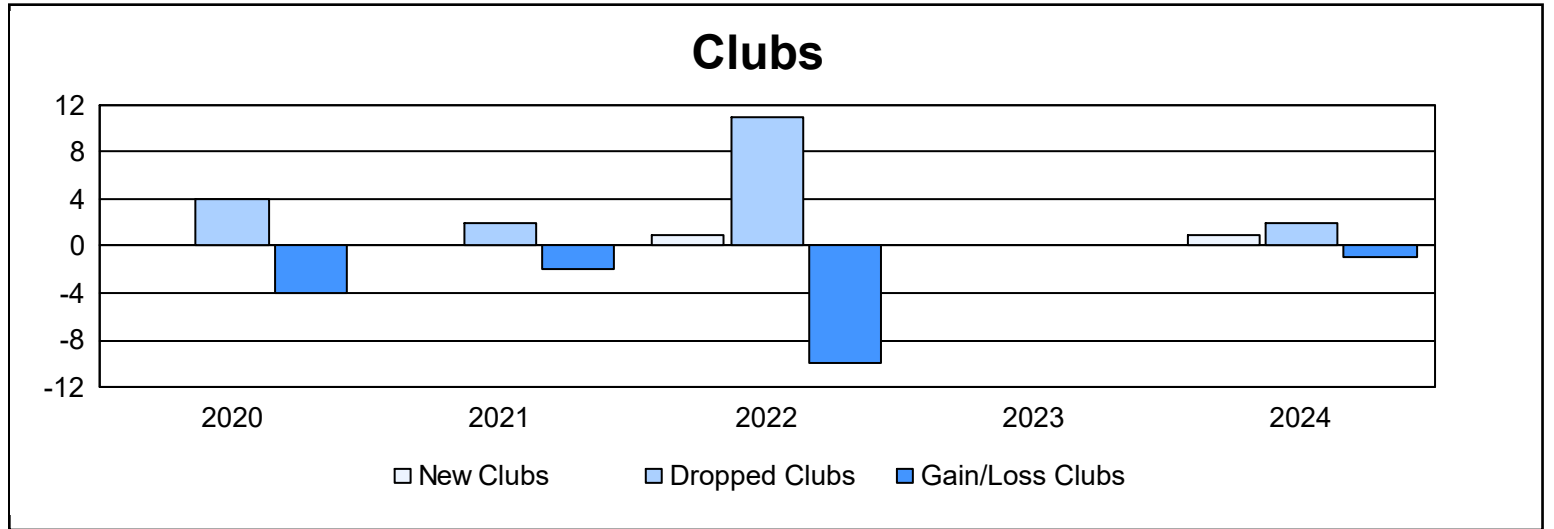
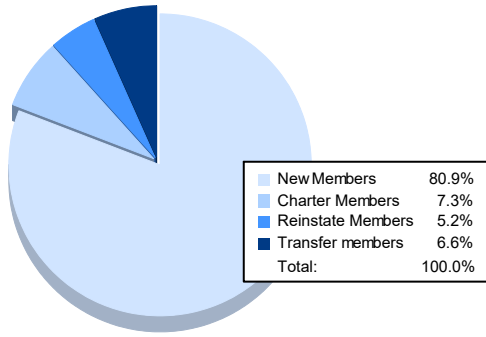


| Year | New Clubs | Dropped Clubs | Gain/ Loss Clubs | New Members | Charter Members | Reinstate Members | Transfer Members | Total Member Added | Total Members Dropped | Gain/ Loss Members |
|----------------|-----------|---------------|------------------|-------------|-----------------|-------------------|------------------|--------------------|-----------------------|--------------------|
| 2019-2020 | 0 | 4 | -4 | 225 | 0 | 25 | 12 | 262 | 388 | -126 |
| 2020-2021 | 0 | 2 | -2 | 164 | 0 | 23 | 12 | 199 | 431 | -232 |
| 2021-2022 | 1 | 11 | -10 | 226 | 40 | 22 | 18 | 306 | 396 | -90 |
| 2022-2023 | 0 | 0 | 0 | 304 | 1 | 15 | 15 | 335 | 329 | 6 |
| 2023-2024 | 1 | 2 | -1 | 233 | 21 | 15 | 19 | 288 | 331 | -43 |
| Average | 0 | 4 | -3 | 230 | 12 | 20 | 15 | 278 | 375 | -97 |



Membership Composition June 2024 Cumulative



Gender Composition June 2024 Cumulative

