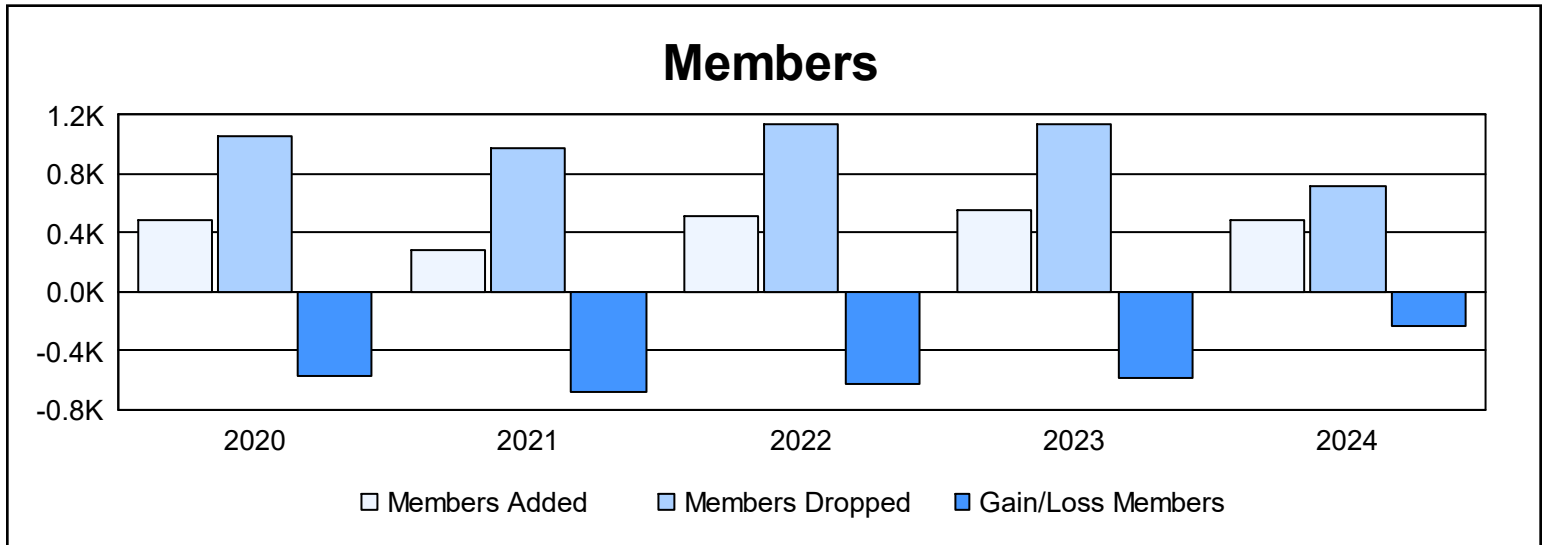
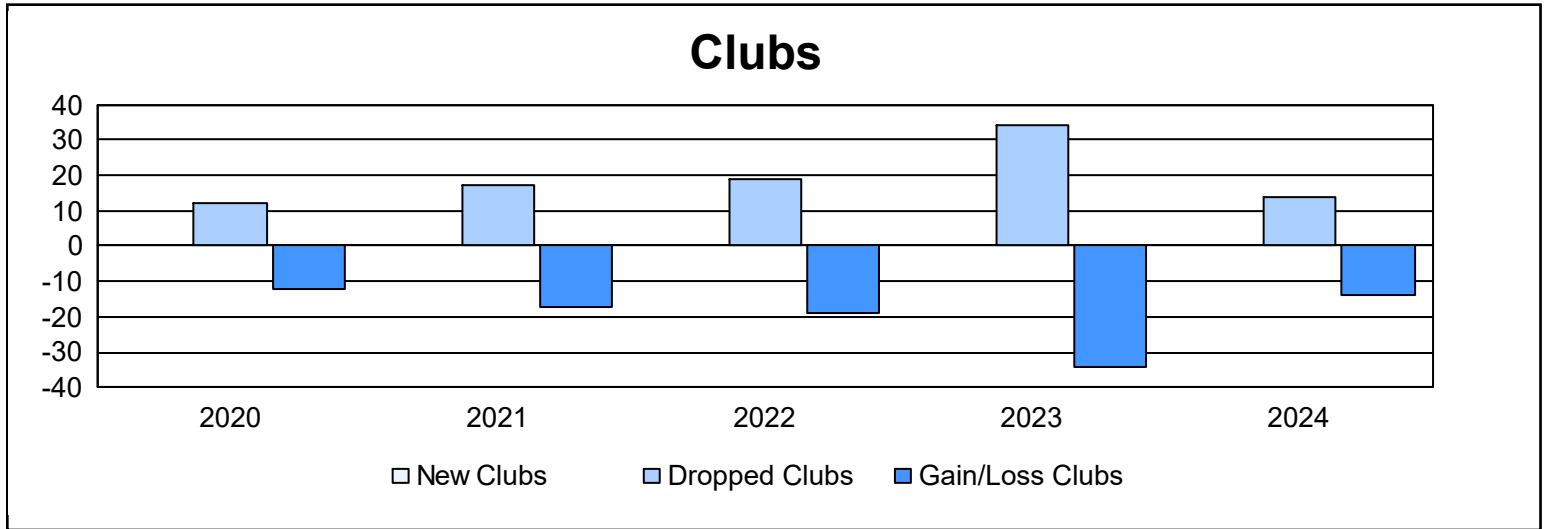


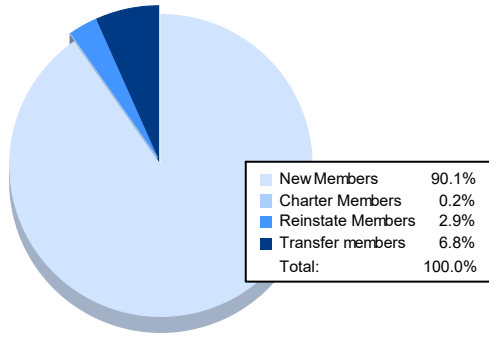
**Multiple District 101**

As of June 2024 Cumulative

Year	New Clubs	Dropped Clubs	Gain/ Loss Clubs	New Members	Charter Members	Reinstate Members	Transfer Members	Total Member Added	Total Members Dropped	Gain/ Loss Members
2019-2020	0	12	-12	425	9	17	31	482	1,057	-575
2020-2021	0	17	-17	199	3	13	72	287	969	-682
2021-2022	0	19	-19	451	9	23	28	511	1,139	-628
2022-2023	0	34	-34	458	6	19	70	553	1,134	-581
2023-2024	0	14	-14	439	1	14	33	487	722	-235
<b>Average</b>	<b>0</b>	<b>19</b>	<b>-19</b>	<b>394</b>	<b>6</b>	<b>17</b>	<b>47</b>	<b>464</b>	<b>1,004</b>	<b>-540</b>



### Membership Composition June 2024 Cumulative



### Gender Composition June 2024 Cumulative

