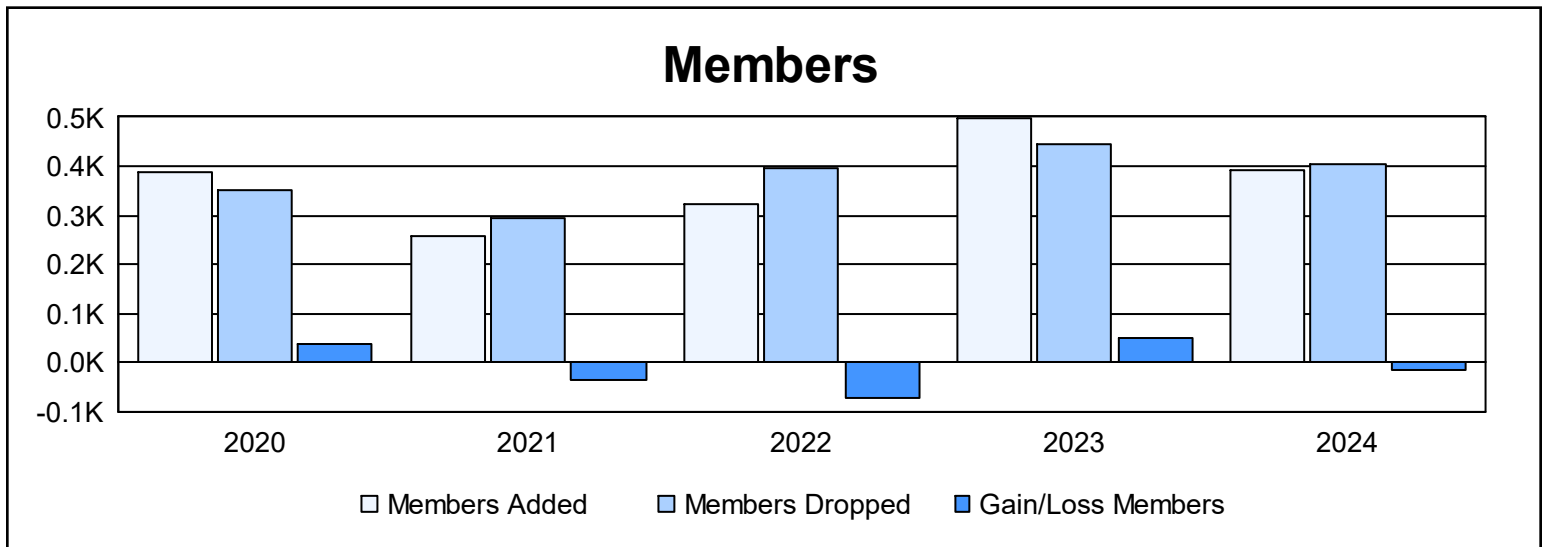
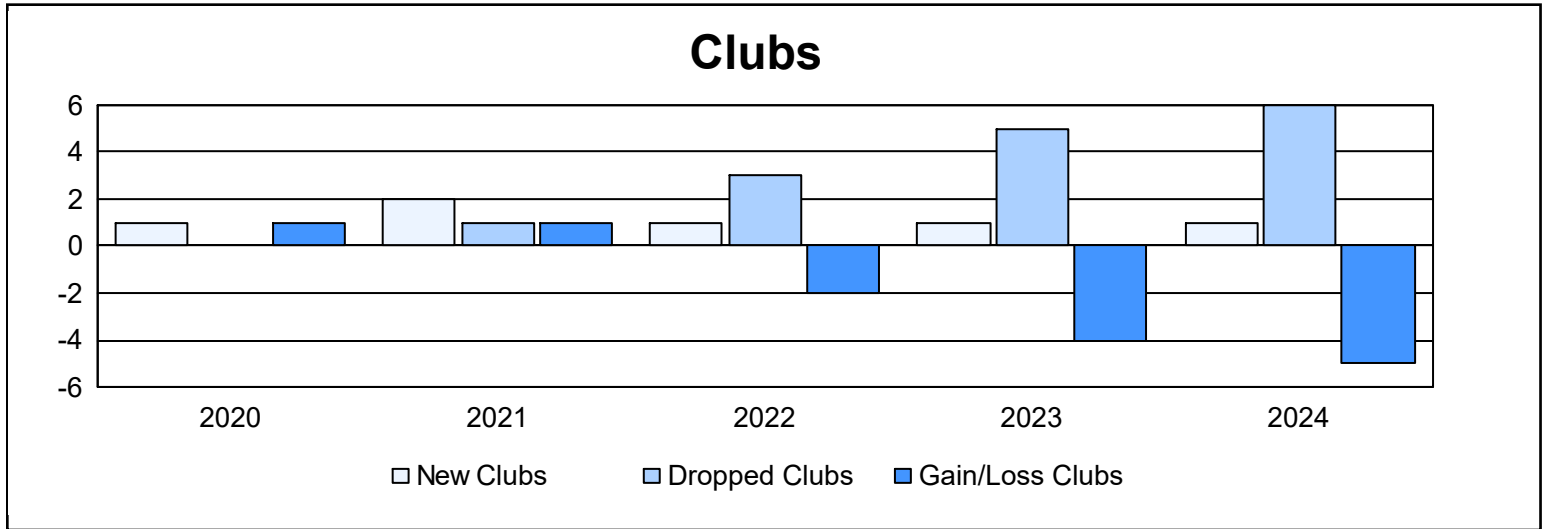
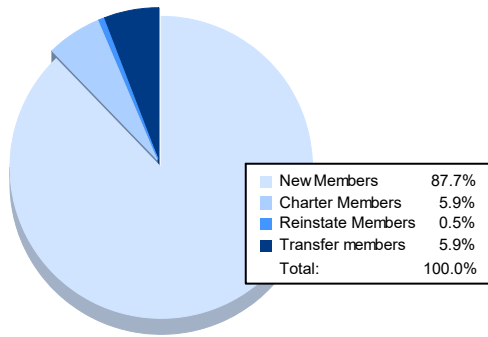


Year	New Clubs	Dropped Clubs	Gain/ Loss Clubs	New Members	Charter Members	Reinstate Members	Transfer Members	Total Member Added	Total Members Dropped	Gain/ Loss Members
2019-2020	1	0	1	333	28	4	24	389	350	39
2020-2021	2	1	1	196	47	1	15	259	294	-35
2021-2022	1	3	-2	267	30	2	23	322	396	-74
2022-2023	1	5	-4	400	32	2	62	496	445	51
2023-2024	1	6	-5	343	23	2	23	391	406	-15
<b>Average</b>	<b>1</b>	<b>3</b>	<b>-2</b>	<b>308</b>	<b>32</b>	<b>2</b>	<b>29</b>	<b>371</b>	<b>378</b>	<b>-7</b>



### Membership Composition June 2024 Cumulative



### Gender Composition June 2024 Cumulative

