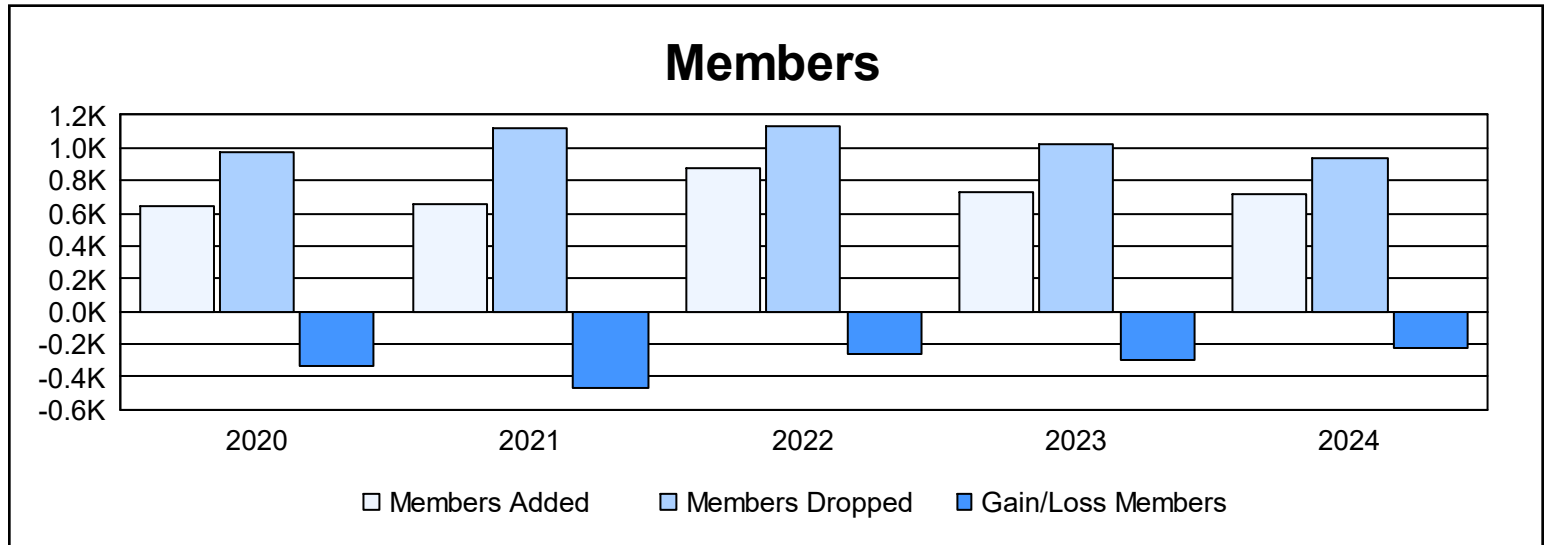
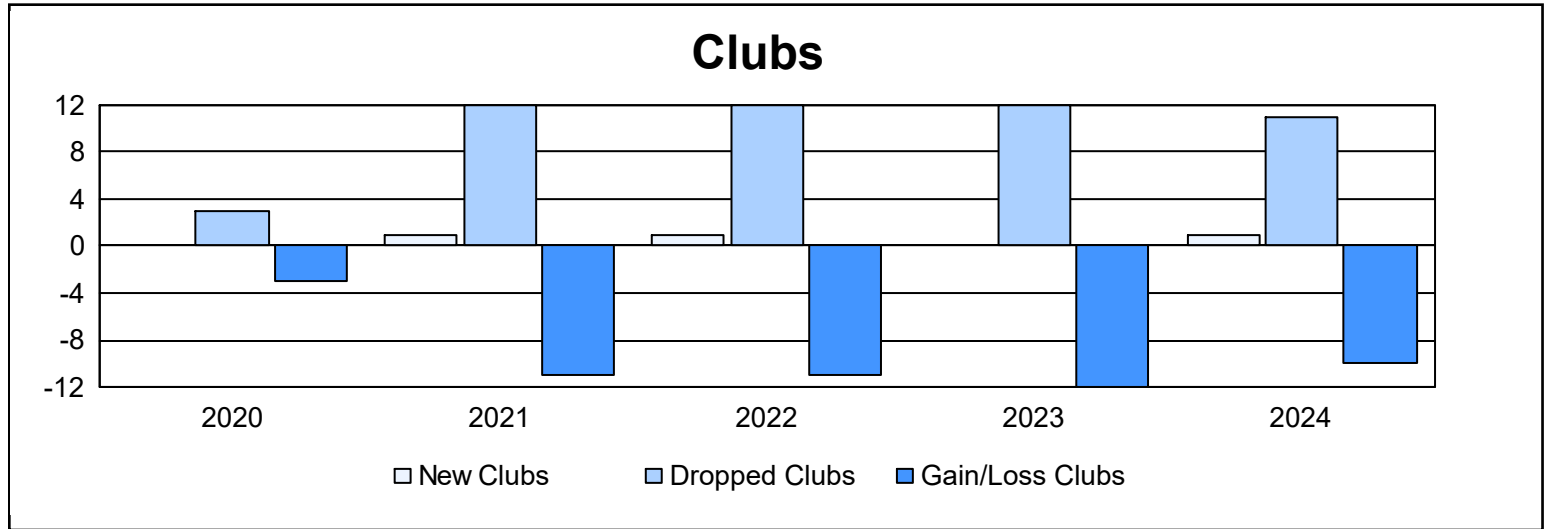


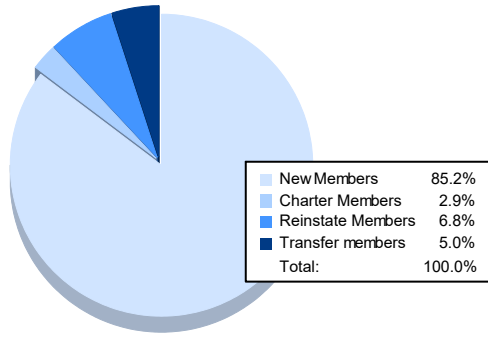
Multiple District 25

As of June 2024 Cumulative

Year	New Clubs	Dropped Clubs	Gain/ Loss Clubs	New Members	Charter Members	Reinstate Members	Transfer Members	Total Member Added	Total Members Dropped	Gain/ Loss Members
2019-2020	0	3	-3	550	13	50	33	646	977	-331
2020-2021	1	12	-11	484	39	58	76	657	1,125	-468
2021-2022	1	12	-11	698	32	116	30	876	1,134	-258
2022-2023	0	12	-12	572	2	97	55	726	1,019	-293
2023-2024	1	11	-10	612	21	49	36	718	938	-220
Average	1	10	-9	583	21	74	46	725	1,039	-314



Membership Composition June 2024 Cumulative



Gender Composition June 2024 Cumulative

