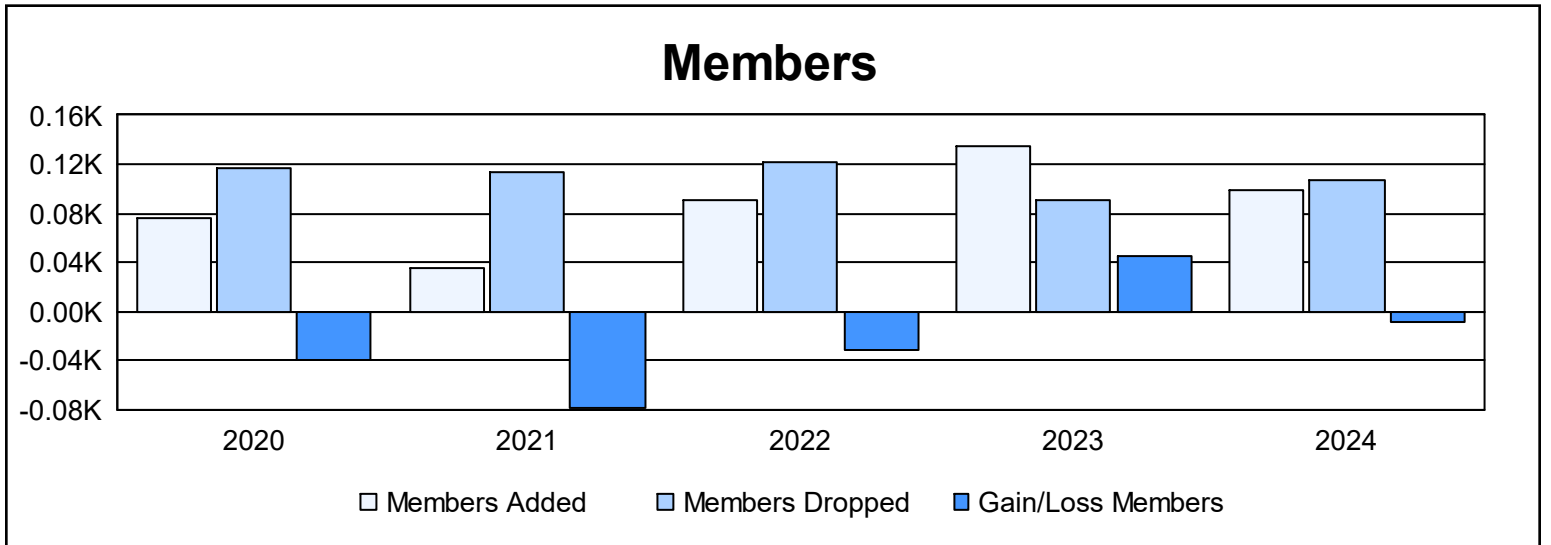
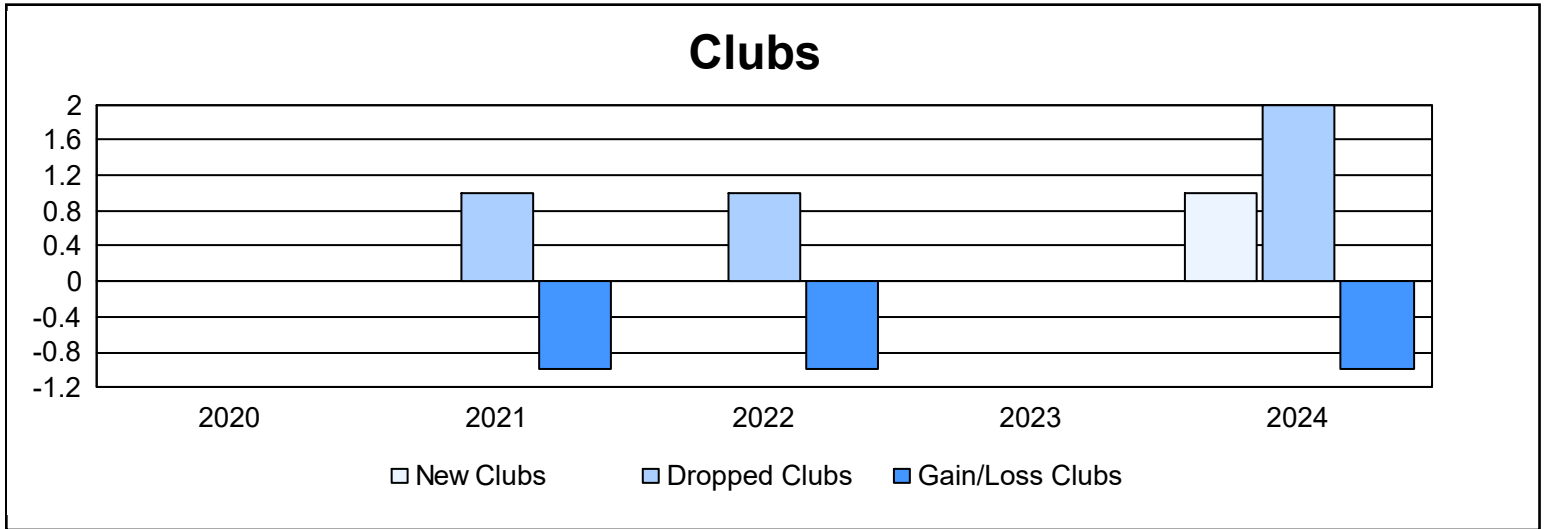
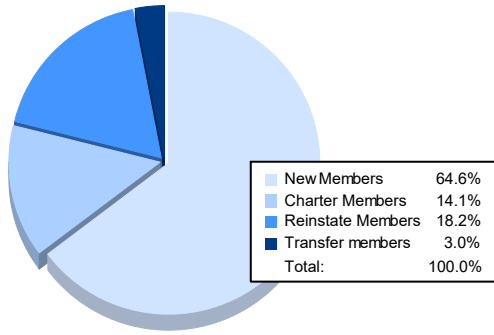


| Year | New Clubs | Dropped Clubs | Gain/ Loss Clubs | New Members | Charter Members | Reinstate Members | Transfer Members | Total Member Added | Total Members Dropped | Gain/ Loss Members |
|----------------|-----------|---------------|------------------|-------------|-----------------|-------------------|------------------|--------------------|-----------------------|--------------------|
| 2019-2020 | 0 | 0 | 0 | 72 | 1 | 2 | 1 | 76 | 116 | -40 |
| 2020-2021 | 0 | 1 | -1 | 31 | 0 | 2 | 2 | 35 | 114 | -79 |
| 2021-2022 | 0 | 1 | -1 | 75 | 0 | 7 | 8 | 90 | 121 | -31 |
| 2022-2023 | 0 | 0 | 0 | 125 | 0 | 8 | 2 | 135 | 90 | 45 |
| 2023-2024 | 1 | 2 | -1 | 64 | 14 | 18 | 3 | 99 | 107 | -8 |
| Average | 0 | 1 | -1 | 73 | 3 | 7 | 3 | 87 | 110 | -23 |



Membership Composition June 2024 Cumulative



Gender Composition June 2024 Cumulative

