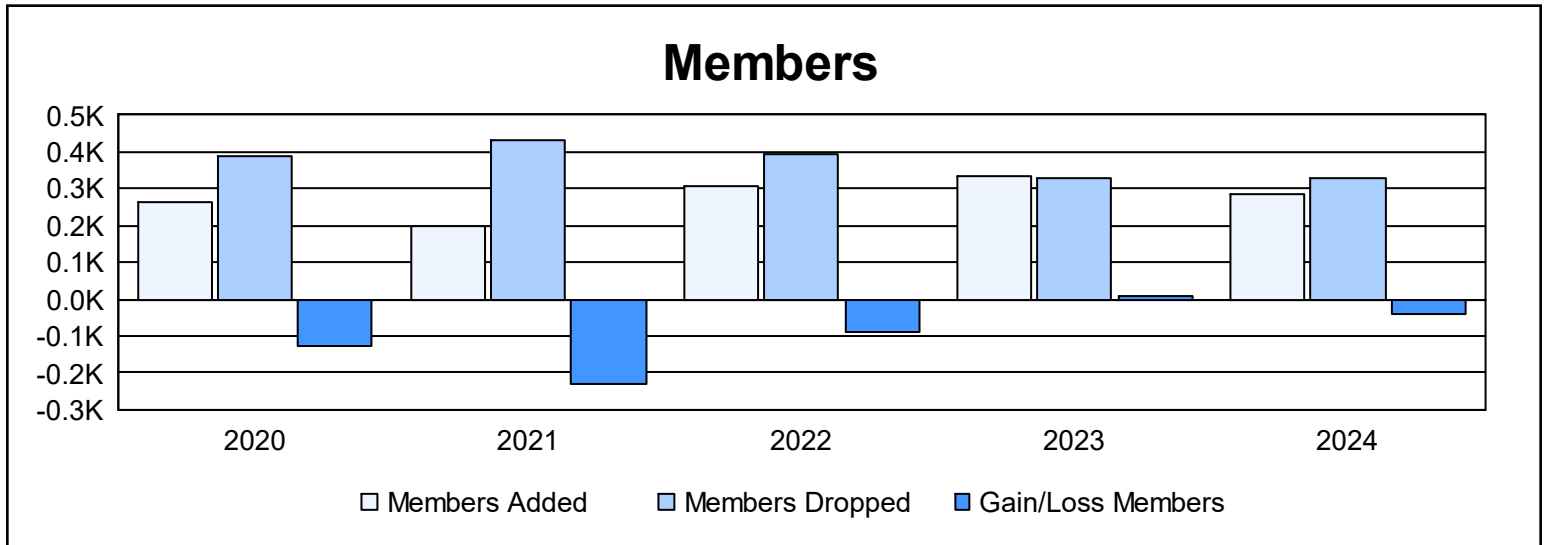
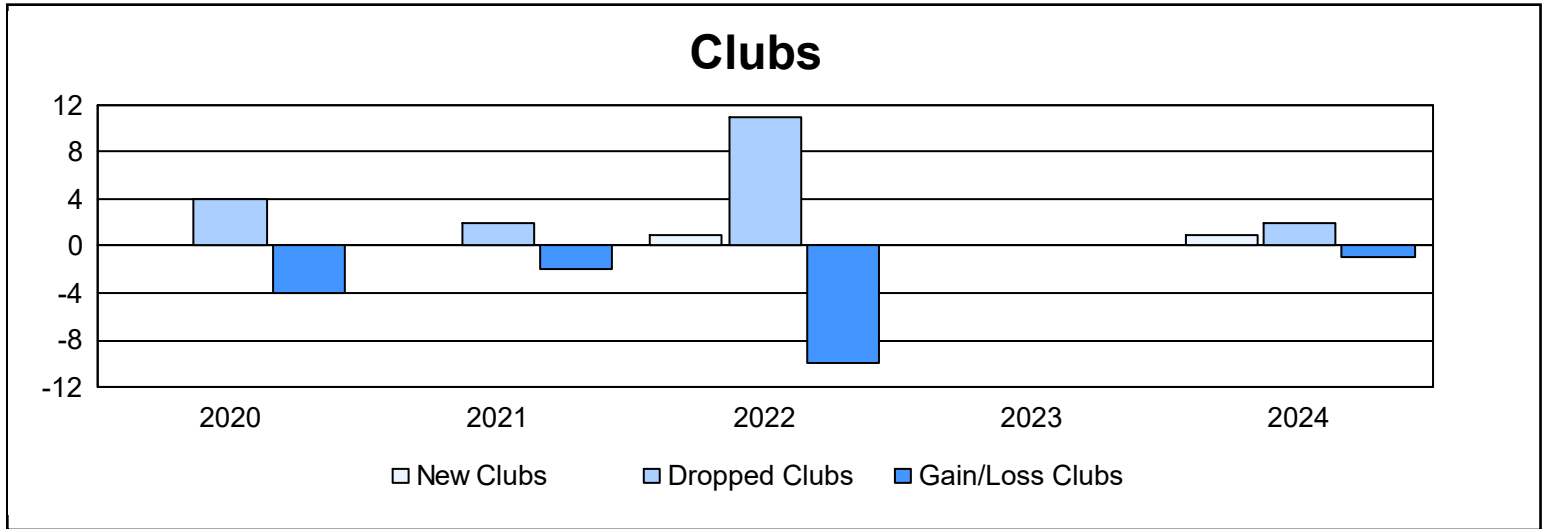
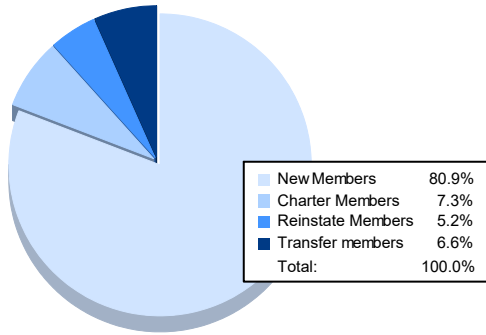


Year	New Clubs	Dropped Clubs	Gain/ Loss Clubs	New Members	Charter Members	Reinstate Members	Transfer Members	Total Member Added	Total Members Dropped	Gain/ Loss Members
2019-2020	0	4	-4	225	0	25	12	262	388	-126
2020-2021	0	2	-2	164	0	23	12	199	431	-232
2021-2022	1	11	-10	226	40	22	18	306	396	-90
2022-2023	0	0	0	304	1	15	15	335	329	6
2023-2024	1	2	-1	233	21	15	19	288	331	-43
<b>Average</b>	<b>0</b>	<b>4</b>	<b>-3</b>	<b>230</b>	<b>12</b>	<b>20</b>	<b>15</b>	<b>278</b>	<b>375</b>	<b>-97</b>



### Membership Composition June 2024 Cumulative



### Gender Composition June 2024 Cumulative

