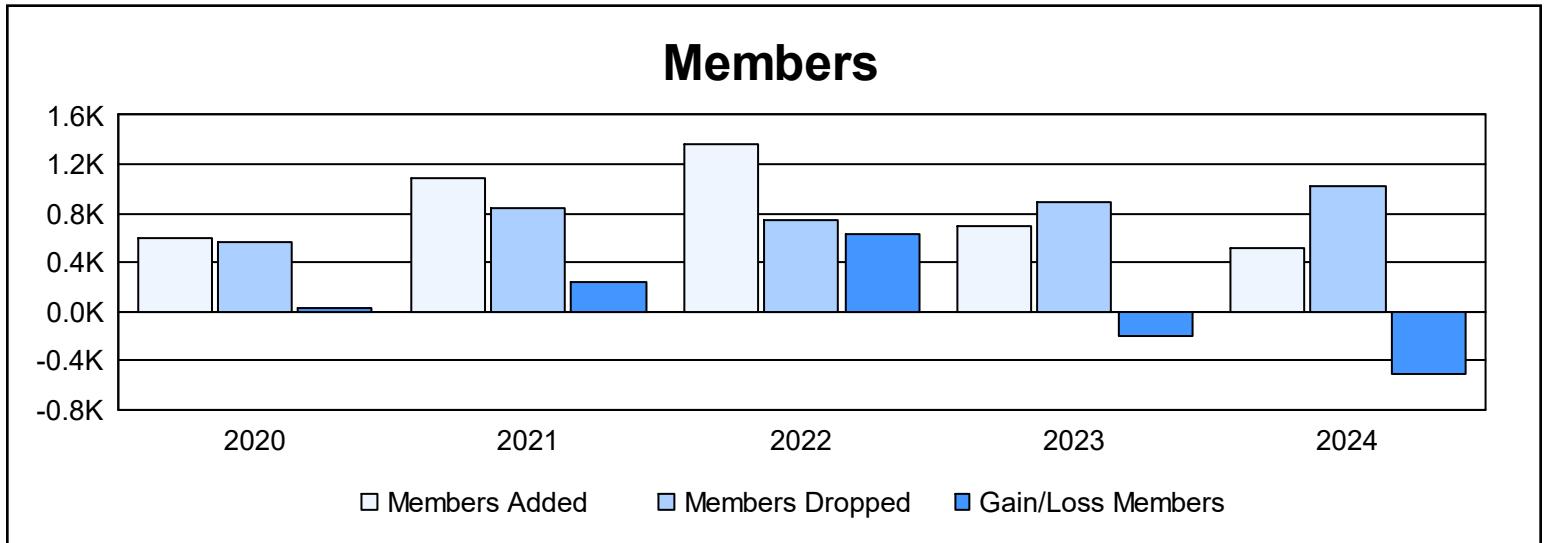
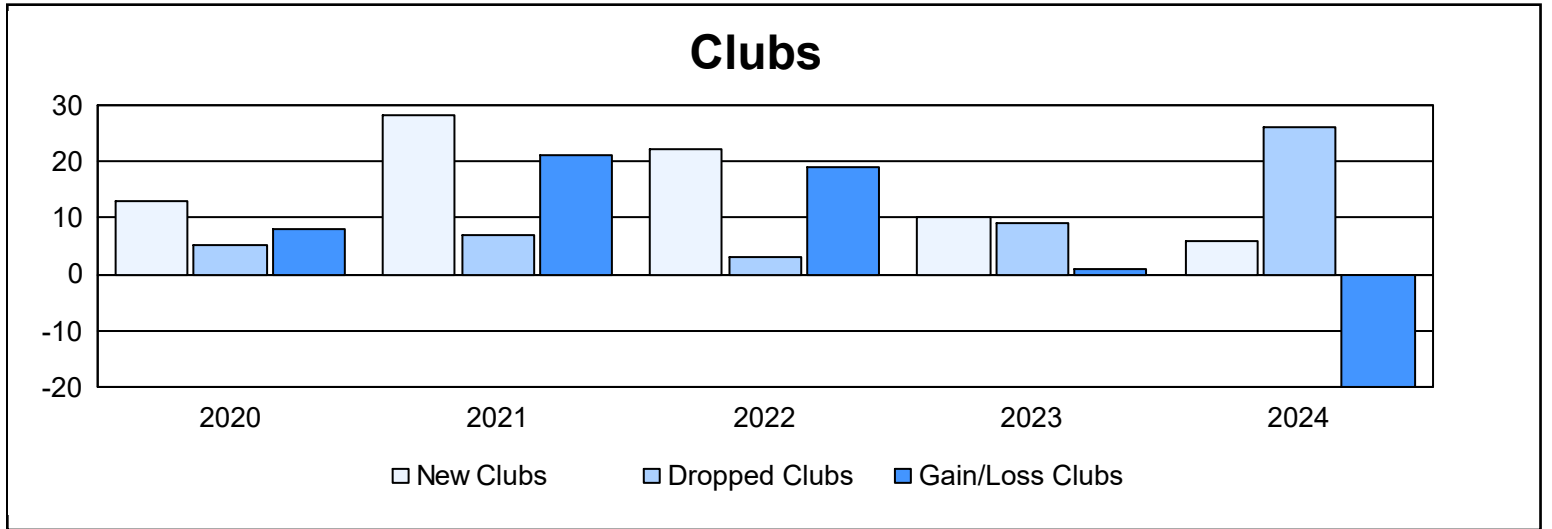


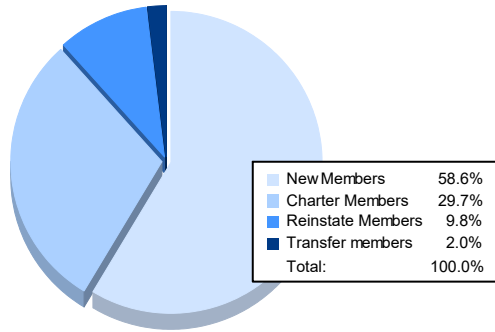
# Multiple District R

As of June 2024 Cumulative

Year	New Clubs	Dropped Clubs	Gain/Loss Clubs	New Members	Charter Members	Reinstate Members	Transfer Members	Total Member Added	Total Members Dropped	Gain/Loss Members
2019-2020	13	5	8	253	278	70	3	604	569	35
2020-2021	28	7	21	494	532	50	15	1,091	844	247
2021-2022	22	3	19	696	622	41	1	1,360	737	623
2022-2023	10	9	1	310	327	45	6	688	893	-205
2023-2024	6	26	-20	300	152	50	10	512	1,019	-507
<b>Average</b>	<b>16</b>	<b>10</b>	<b>6</b>	<b>411</b>	<b>382</b>	<b>51</b>	<b>7</b>	<b>851</b>	<b>812</b>	<b>39</b>



### Membership Composition June 2024 Cumulative



### Gender Composition June 2024 Cumulative

