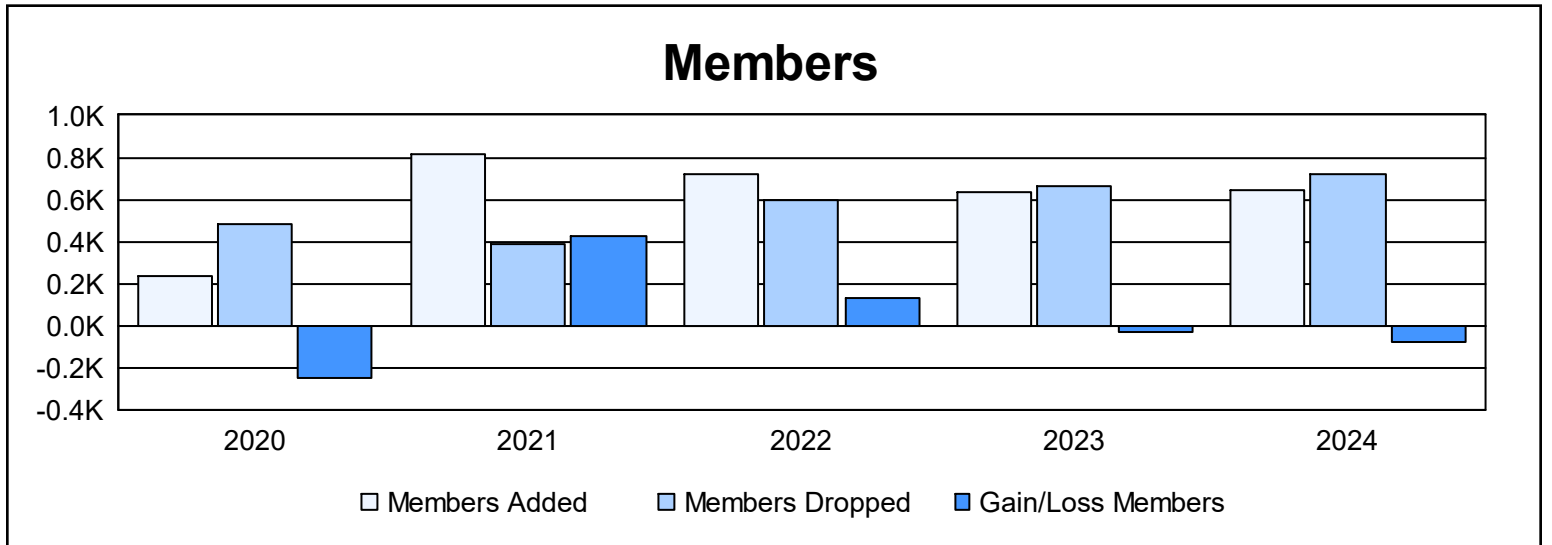
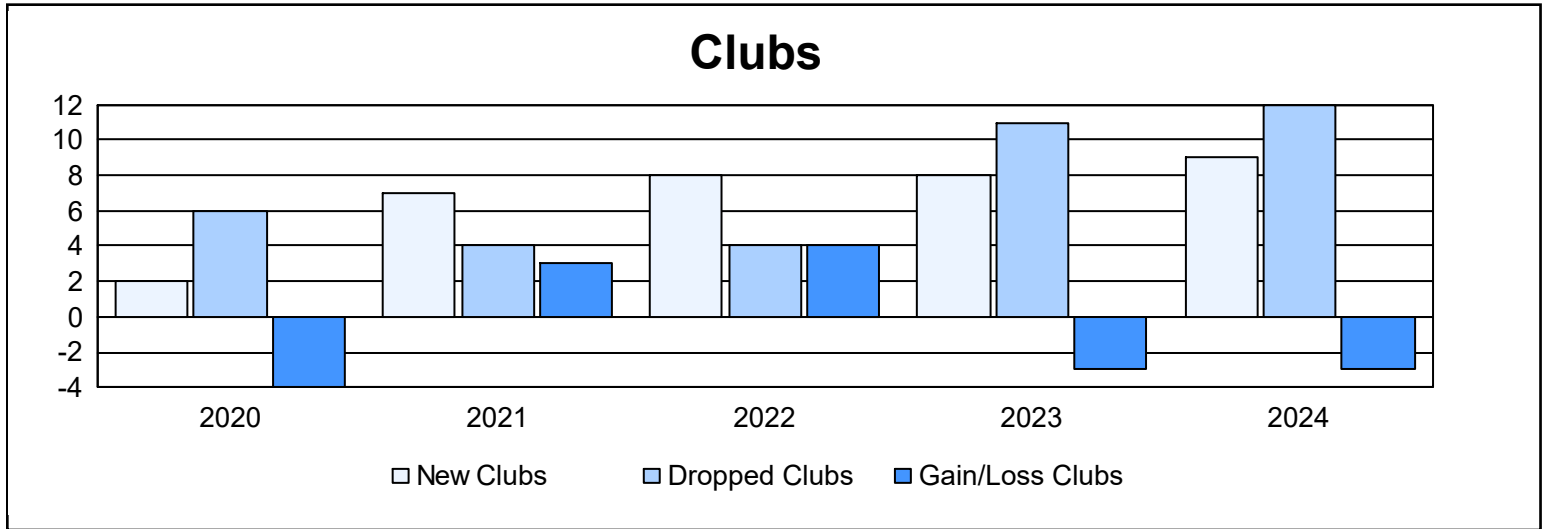
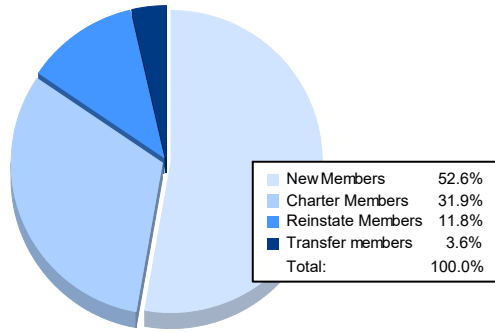


| Year | New Clubs | Dropped Clubs | Gain/ Loss Clubs | New Members | Charter Members | Reinstate Members | Transfer Members | Total Member Added | Total Members Dropped | Gain/ Loss Members |
|----------------|-----------|---------------|------------------|-------------|-----------------|-------------------|------------------|--------------------|-----------------------|--------------------|
| 2019-2020 | 2 | 6 | -4 | 171 | 42 | 8 | 14 | 235 | 480 | -245 |
| 2020-2021 | 7 | 4 | 3 | 579 | 162 | 56 | 18 | 815 | 386 | 429 |
| 2021-2022 | 8 | 4 | 4 | 477 | 189 | 44 | 13 | 723 | 592 | 131 |
| 2022-2023 | 8 | 11 | -3 | 402 | 201 | 9 | 20 | 632 | 663 | -31 |
| 2023-2024 | 9 | 12 | -3 | 338 | 205 | 76 | 23 | 642 | 720 | -78 |
| Average | 7 | 7 | -1 | 393 | 160 | 39 | 18 | 609 | 568 | 41 |



Membership Composition June 2024 Cumulative



Gender Composition June 2024 Cumulative

