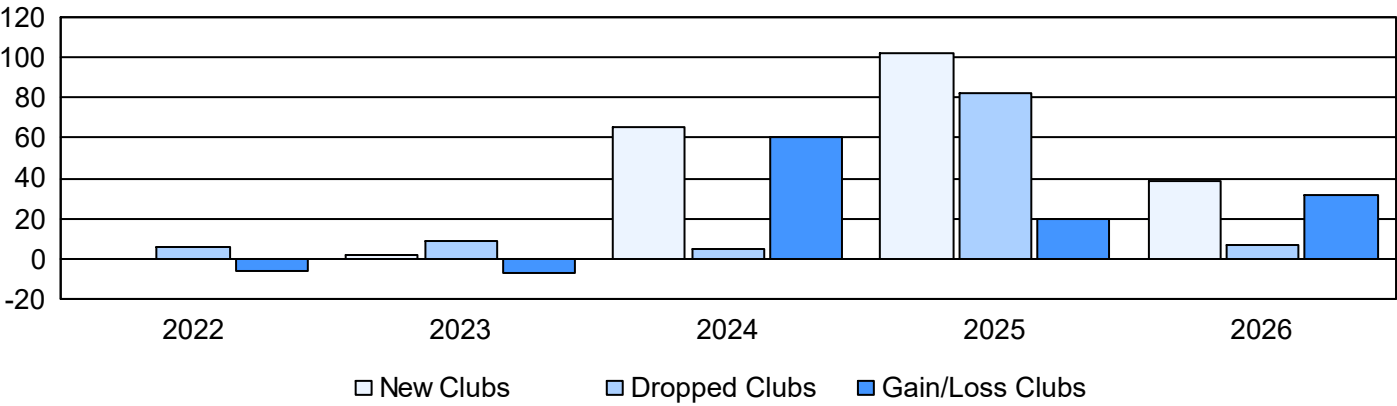
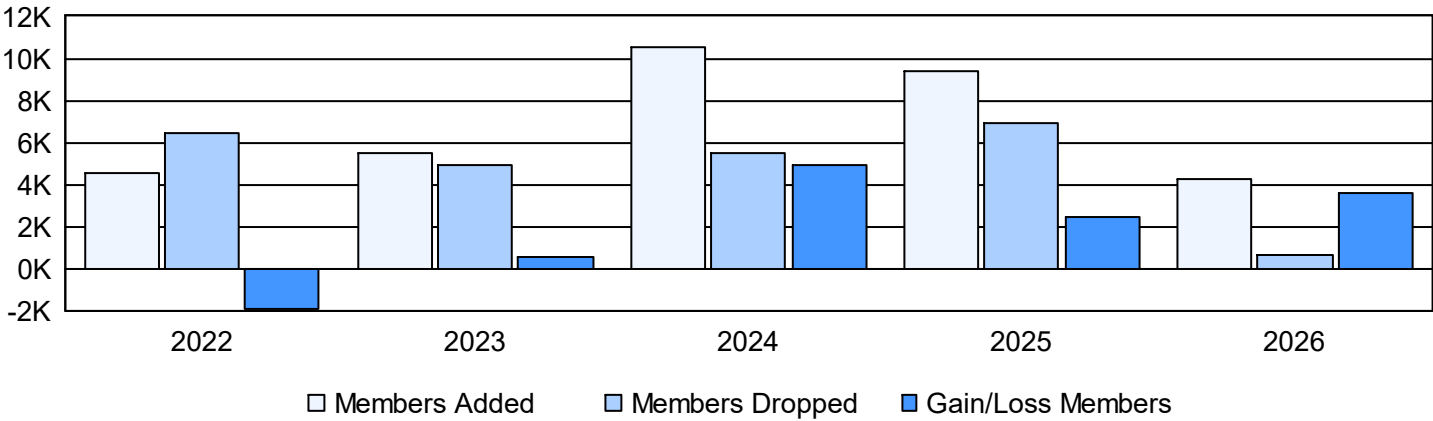


Year	New Clubs	Dropped Clubs	Gain/ Loss Clubs	New Members	Charter Members	Reinstate Members	Transfer Members	Total Member Added	Total Members Dropped	Gain/ Loss Members
2021-2022	0	6	-6	3,006	605	498	404	4,513	6,394	-1,881
2022-2023	2	9	-7	4,323	399	358	392	5,472	4,947	525
2023-2024	65	5	60	7,507	1,952	491	532	10,482	5,527	4,955
2024-2025	102	82	20	5,405	2,847	548	553	9,353	6,944	2,409
2025-2026	39	7	32	2,796	1,100	170	163	4,229	647	3,582
Average	42	22	20	4,607	1,381	413	409	6,810	4,892	1,918

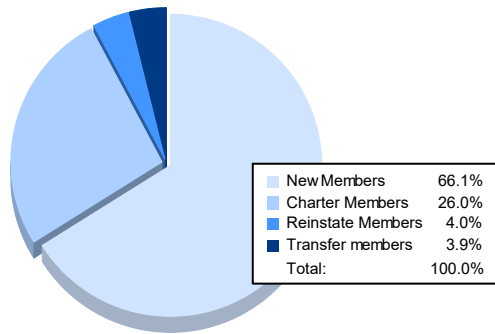
Clubs



Members



Membership Composition October 2025 Cumulative



Gender Composition October 2025 Cumulative

