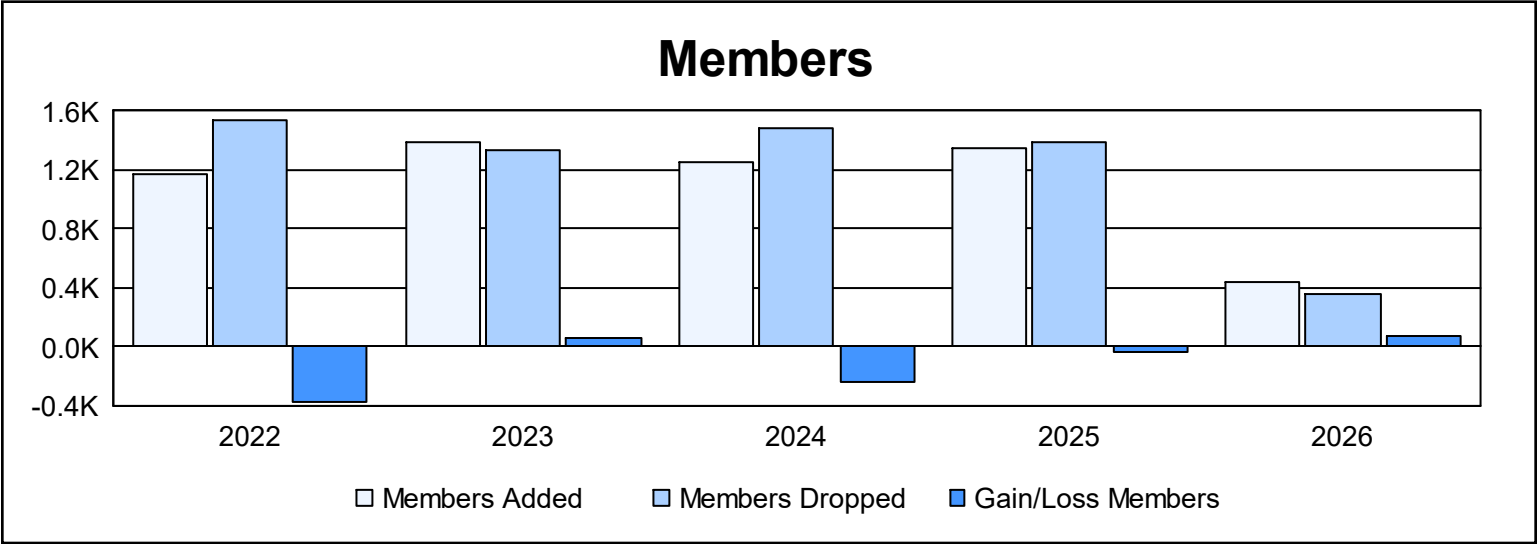
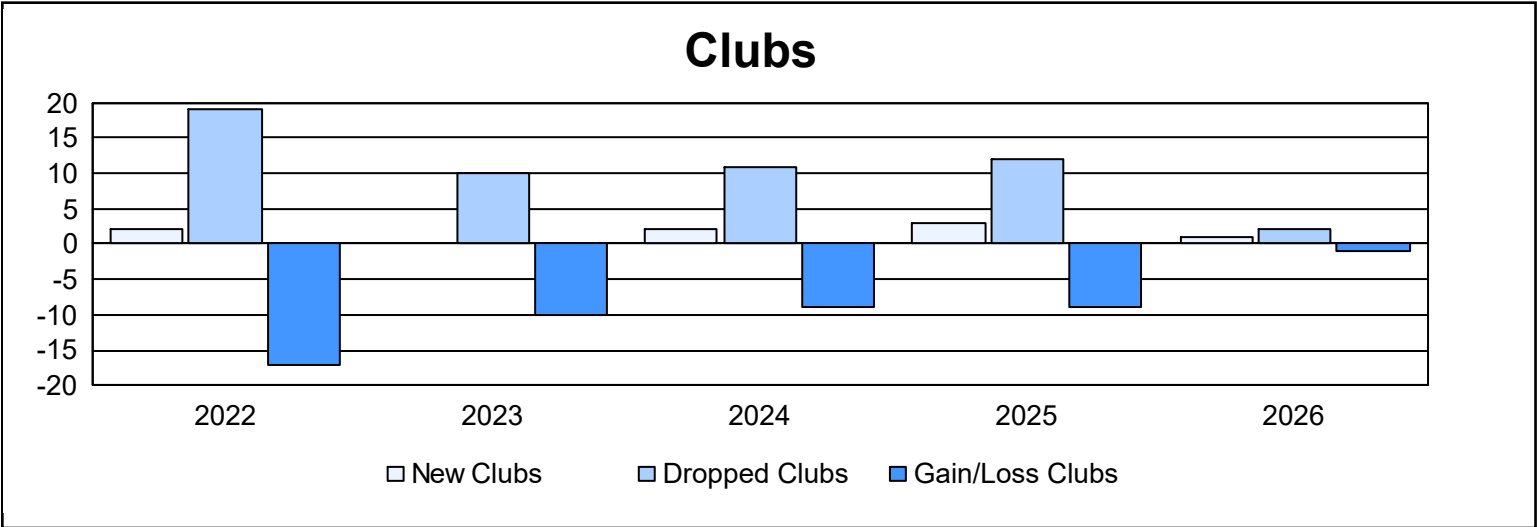
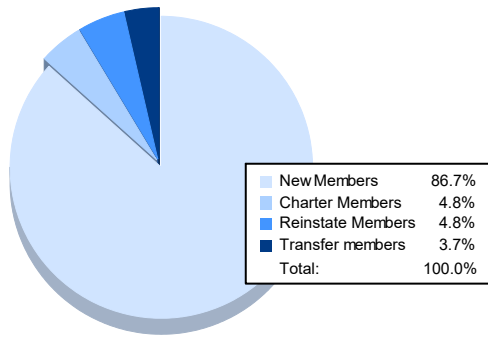


| Year      | New Clubs | Dropped Clubs | Gain/ Loss Clubs | New Members | Charter Members | Reinstate Members | Transfer Members | Total Member Added | Total Members Dropped | Gain/ Loss Members |
|-----------|-----------|---------------|------------------|-------------|-----------------|-------------------|------------------|--------------------|-----------------------|--------------------|
| 2021-2022 | 2         | 19            | -17              | 991         | 45              | 86                | 46               | 1,168              | 1,540                 | -372               |
| 2022-2023 | 0         | 10            | -10              | 1,206       | 3               | 127               | 59               | 1,395              | 1,339                 | 56                 |
| 2023-2024 | 2         | 11            | -9               | 1,025       | 100             | 59                | 64               | 1,248              | 1,486                 | -238               |
| 2024-2025 | 3         | 12            | -9               | 1,119       | 106             | 85                | 34               | 1,344              | 1,385                 | -41                |
| 2025-2026 | 1         | 2             | -1               | 377         | 21              | 21                | 16               | 435                | 360                   | 75                 |
| Average   | 2         | 11            | -9               | 944         | 55              | 76                | 44               | 1,118              | 1,222                 | -104               |



### Membership Composition October 2025 Cumulative



### Gender Composition October 2025 Cumulative

