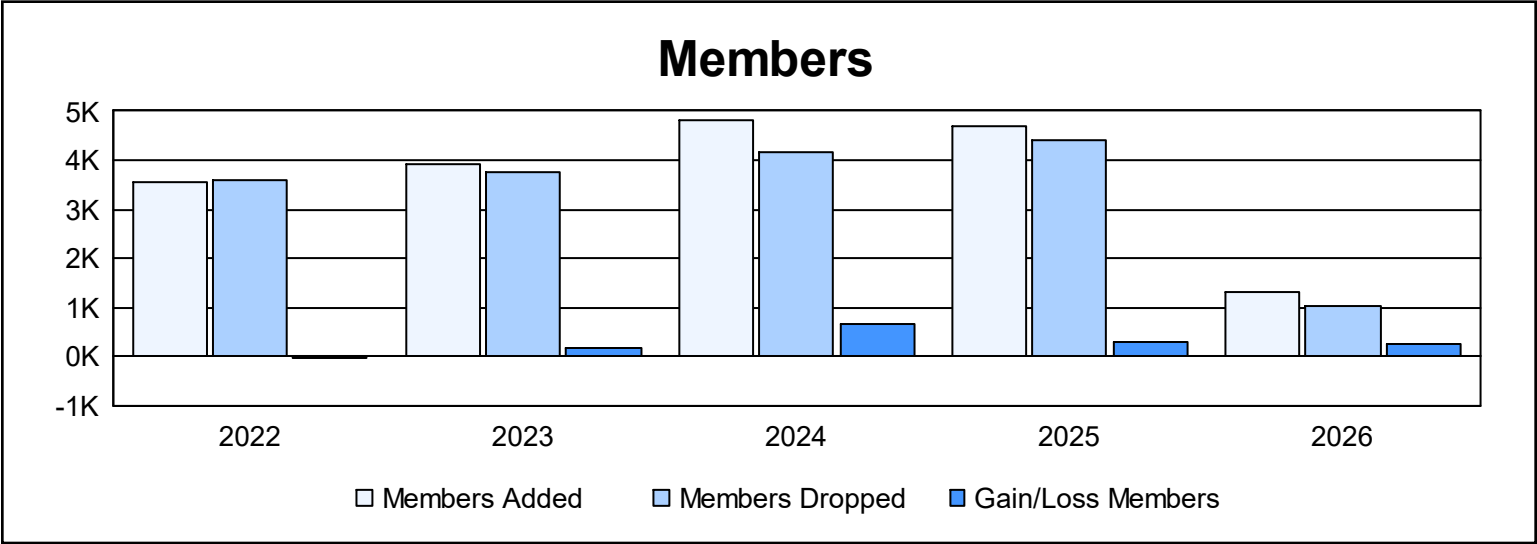
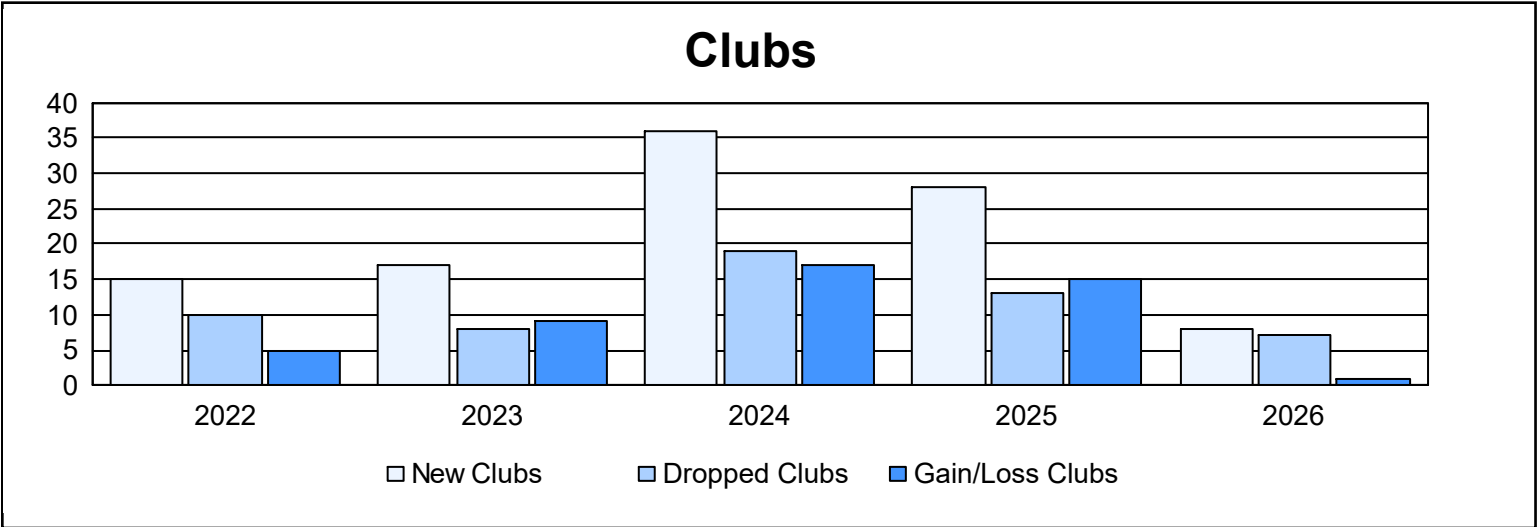
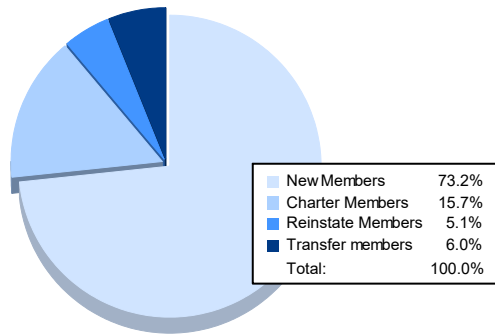


| Year | New Clubs | Dropped Clubs | Gain/ Loss Clubs | New Members | Charter Members | Reinstate Members | Transfer Members | Total Member Added | Total Members Dropped | Gain/ Loss Members |
|-----------|-----------|---------------|------------------|-------------|-----------------|-------------------|------------------|--------------------|-----------------------|--------------------|
| 2021-2022 | 15 | 10 | 5 | 2,726 | 474 | 107 | 246 | 3,553 | 3,596 | -43 |
| 2022-2023 | 17 | 8 | 9 | 3,018 | 492 | 92 | 334 | 3,936 | 3,770 | 166 |
| 2023-2024 | 36 | 19 | 17 | 3,278 | 989 | 226 | 320 | 4,813 | 4,158 | 655 |
| 2024-2025 | 28 | 13 | 15 | 3,217 | 741 | 321 | 396 | 4,675 | 4,399 | 276 |
| 2025-2026 | 8 | 7 | 1 | 950 | 203 | 66 | 78 | 1,297 | 1,046 | 251 |
| Average | 21 | 11 | 9 | 2,638 | 580 | 162 | 275 | 3,655 | 3,394 | 261 |



Membership Composition October 2025 Cumulative



Gender Composition October 2025 Cumulative

