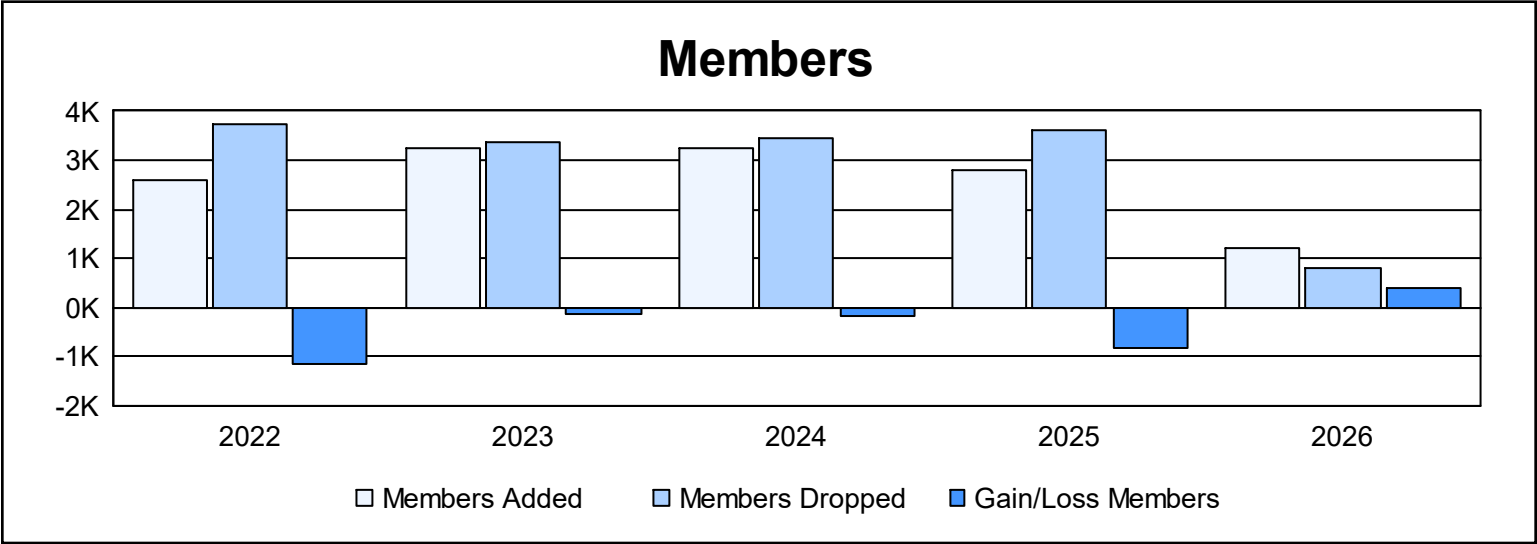
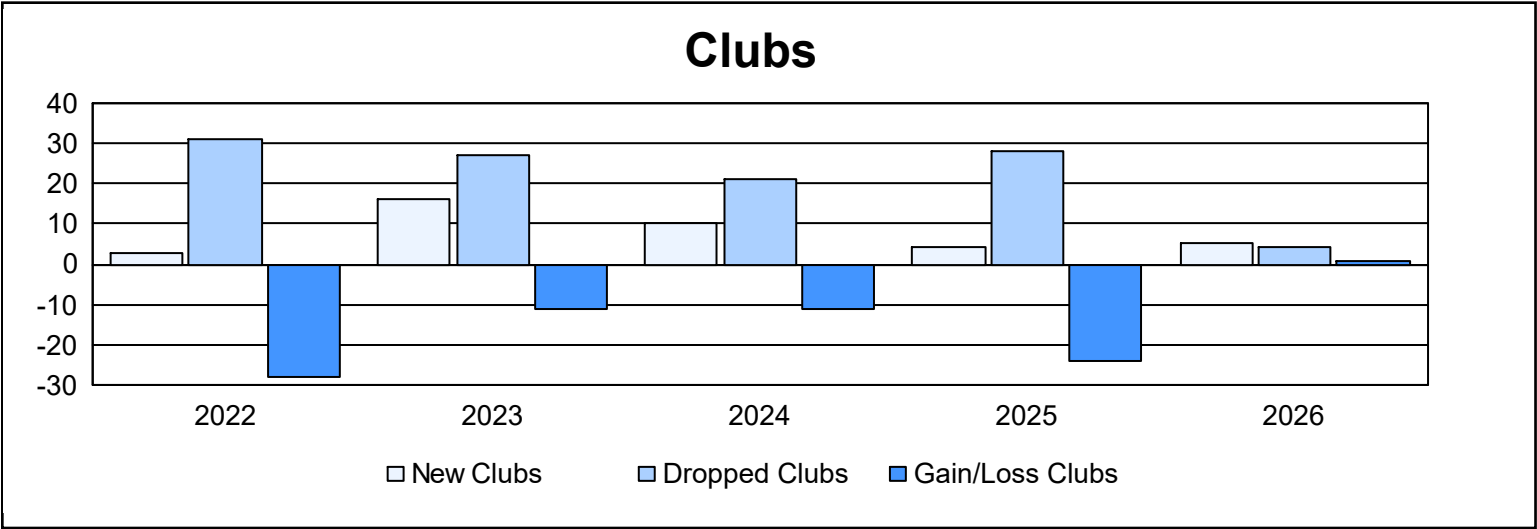
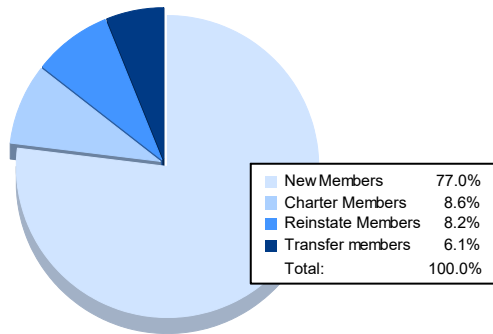


Year	New Clubs	Dropped Clubs	Gain/ Loss Clubs	New Members	Charter Members	Reinstate Members	Transfer Members	Total Member Added	Total Members Dropped	Gain/ Loss Members
2021-2022	3	31	-28	2,015	138	123	315	2,591	3,732	-1,141
2022-2023	16	27	-11	2,312	449	113	354	3,228	3,362	-134
2023-2024	10	21	-11	2,511	312	142	279	3,244	3,437	-193
2024-2025	4	28	-24	2,171	100	267	245	2,783	3,606	-823
2025-2026	5	4	1	945	106	101	75	1,227	816	411
Average	8	22	-15	1,991	221	149	254	2,615	2,991	-376



Membership Composition October 2025 Cumulative



Gender Composition October 2025 Cumulative

